


Decorative Elements and Accents

Conestoga has partnered with some of the leading industry providers of decorative woodcarvings to bring you this inclusive collection. Conestoga's accessory offering includes a wide variety of corbels, appliques, legs, columns, corner posts, and other decorative elements. Items ordered from this collection will be consolidated with the rest of your Conestoga products and ship as a complete order. Because of transportation time required from some suppliers, additional lead-time may be necessary.

- Specie availability varies by product and is indicated by the specie pricing listed with each product drawing.
- Because of the various manufacturing and sanding techniques used to produce these decorative products, slight variations in finished appearance may occur. These variations will not be considered defective.
- Due to the size and complexity of design, many of these products utilize edge glued lumber. This may result in grain pattern, wood color and finish variations.
- In addition to the wood carvings and turnings shown on the following pages, Conestoga has established a comprehensive program with Art For Everyday. Known for their exquisite carving capabilities, Art for Everyday is a leader in carved components and provides Conestoga access to thousands of carved items. Complete images and price lists can be found on the Customer Business Portal, under the Marketing Resources tab. All Art For Everyday products can receive any of Conestoga's standard finishes.

Finishing

Conestoga offers finishing on all decorative elements and accents. This allows you to simplify your shop process and purchase accessories along with your finished door order. See the Finishing Program Section for available stain, Colourtone, primer, Prism Paint and glaze combinations.



Decorative Turning Program

Conestoga's turning offering features a large collection of columns, table legs, island posts and feet. The offering consists of standard products shown on the following pages, as well as the capability to produce a variety of custom turnings. These items may include stair and furniture parts, tall columns and non-standard species.

Standard Offering

- Conestoga's standard offering of table legs, island posts and feet is typically available in the industry's most popular species. Depending on the item, Paint Grade will be an unselected closed-grain hardwood. Refer to each Product Pricing Chart for details.
- The majority of table legs and island posts are available in three options - whole, split and 3/4. This allows for consistency within the design of the kitchen or bath while also providing flexibility in the manner in which the legs are used.
- Most items can be ordered individually.
- Lead-times for table legs, island posts and feet are 7-10 days. Some items can be expedited; refer to Product Pricing Charts for availability.
- Parts must be ordered by part number according to specie and whole, split or 3/4.

Custom Offering

- Conestoga's custom turning program allows you to special order any kind of turned product. These items may include 10 ft. columns, staircase parts or any other custom designed turning you may need. These options also include:
 - ♦ Designs from the standard offering, in species or dimensions that are not standard.
 - ♦ Modifications to legs and columns from the standard offering.
 - ♦ Matching a turning that you may already utilize.
 - ♦ Completely new designs that you have created.
- Orders can be of any quantity.
- Lead-times are dependent on the size of the order and specie requested.

Ordering a Custom Turning

- In order to receive a quote for a custom turning, one of the following items is needed along with a completed Quote Request Form from the following page:
 - ♦ An actual hard sample of a turning you would like to have reproduced.
 - ♦ A CAD file of a turning that you have designed.
 - ♦ A detailed dimensioned sketch of a turning you have designed*.
- You will be asked to sign-off on the quote prior to production of the order beginning.
- Written customer approval of quote and CAD drawing (if applicable) must be received prior to the production of turning.

Size Restrictions

- Turnings can be made to a maximum diameter of 12".
- Minimum height of 2", maximum height of 10'.
- Turnings ordered longer than 65" will be manufactured in two pieces and can be joined together using the included lag bolt. Both pieces will be made from the same blank so grain will match from piece to piece.

*A charge will be incurred for CAD file to be created.

Custom Turning Order Form

Customer Name: _____

Date: _____

Account Number: _____

Part Number (if applicable): _____

Part description: _____

Check One:

- ☐ Designs from the standard offering, in a non-published specie
- ☐ Modifications to legs, posts and feet from the standard offering
- ☐ Matching a unique turning sample
- ☐ Completely new design from sketch

Included with this form:

- ☐ Hard sample to be duplicated
- ☐ CAD file of new design
- ☐ Detailed dimensioned sketch of new design
- ☐ None (to be checked only when ordering a design from the standard offering in a non-published specie)

Specie: _____

Quantity: _____

Finish (if applicable): _____

Special Instructions


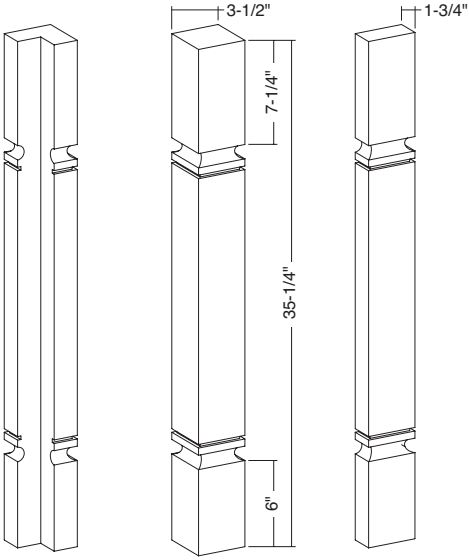


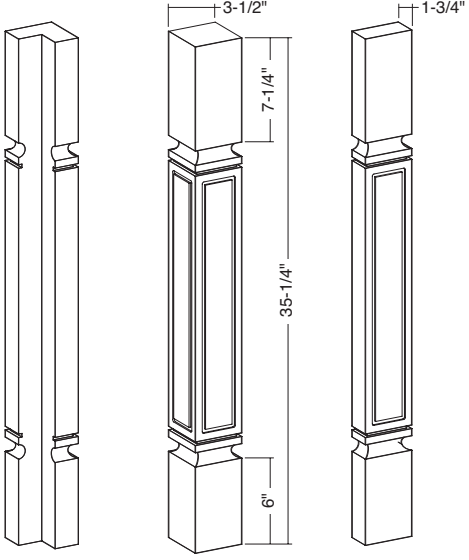
Table Legs and Decorative Columns

Mission Plain



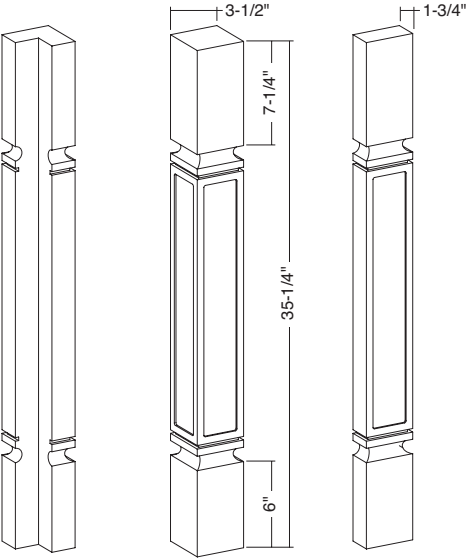
Specie	Part No.	Whole	Split**	3/4
Cherry	2652562A			
Maple	2652563A			
Paint Grade	2652564A			
Red Oak	2652565A			

Mission Partial Rout



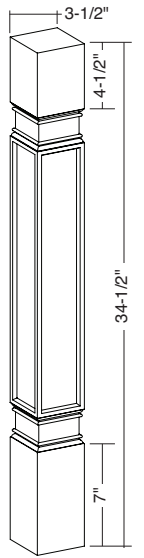
Specie	Part No.	Whole	Split**	3/4
Cherry	2652538A			
Maple	2652539A			
Paint Grade	2652540A			
Red Oak	2652541A			

Mission Full Rout



Specie	Part No.	Whole	Split**	3/4
Cherry	2652526A			
Maple	2652527A			
Paint Grade	2652528A			
Red Oak	2652529A			

Arts & Crafts Post



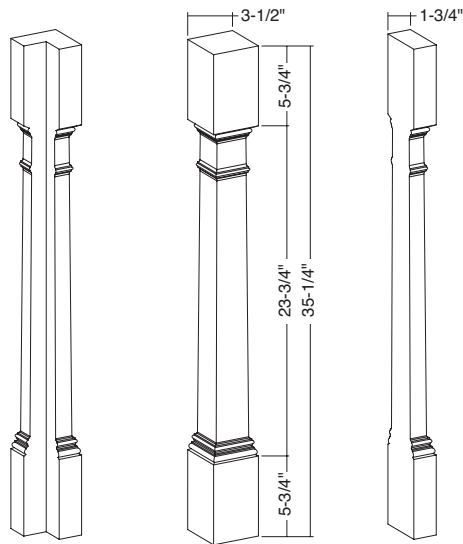
Specie	Part No.	Whole
Cherry	635.74.620	
Maple	635.74.120	
Red Oak	635.74.420	

Standard lead-time is 7-10 days, expedites not available.

**Must purchase in pairs.

Table Legs and Decorative Columns (continued)

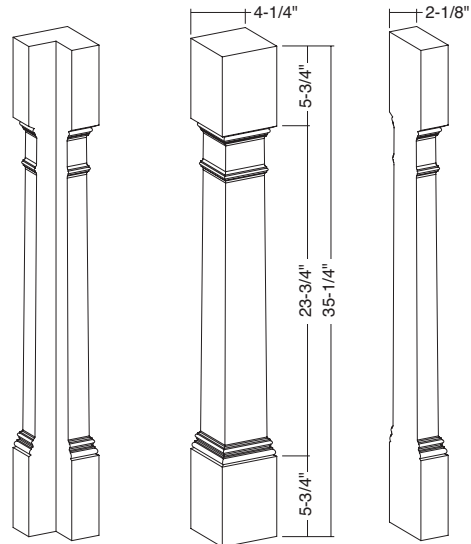
Ashbee Square



Also available in a 42" height.

Specie	Part No.	Whole	Split**	3/4
Alder	2651295A			
Cherry	2651293A			
Maple	2651294A			
Red Oak	2651292A			

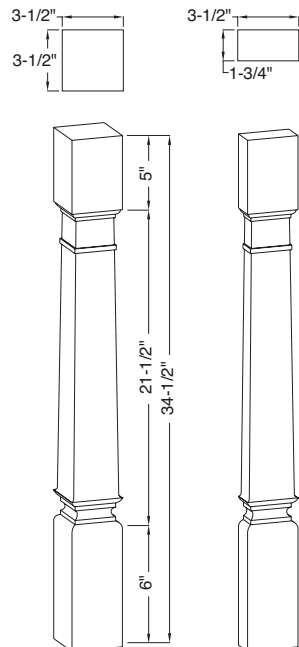
Ashbee Square



Also available in a 42" height.

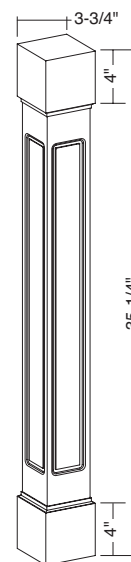
Specie	Part No.	Whole	Split**	3/4
Alder	2651319A			
Cherry	2651317A			
Maple	2651318A			
Red Oak	2651316A			

Townsend Square



Specie	Part No.	Whole	Split**
Alder	2655816A		
Cherry	2655818A		
Maple	2655820A		
Red Oak	2655814A		

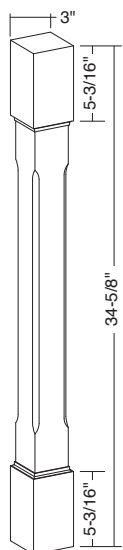
Hudson Post

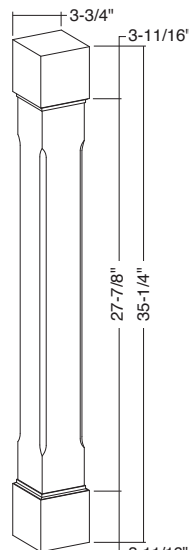


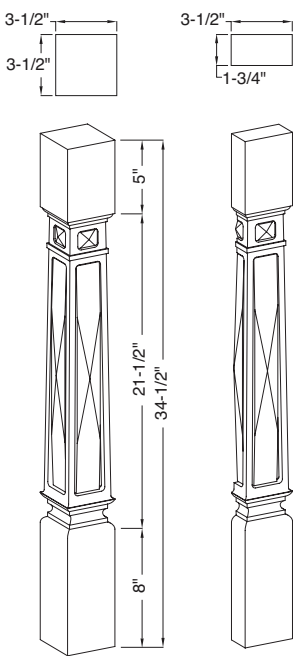
Specie	Part No.	Whole
Cherry*	2655578A	
Maple	2655579A	
Paint Grade	2655580A	
Red Oak	2655581A	

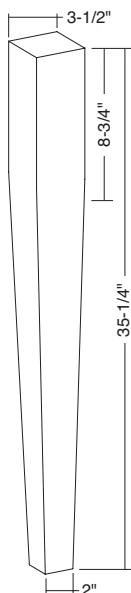
*Alder available, price as Cherry. **Must purchase in pairs.
Standard lead-time is 7-10 days, expedites not available.

Table Legs and Decorative Columns (continued)

Hillsboro Square		
		
Specie	Part No.	Whole
Cherry*	2655583A	
Maple	2655584A	
Paint Grade	2655585A	
Red Oak	2655586A	

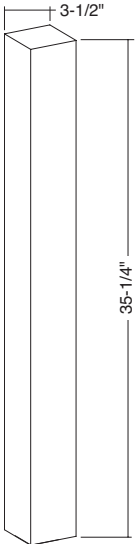
Hillsboro Square		
		
Specie	Part No.	Whole
Cherry*	2655588A	
Maple	2655589A	
Paint Grade	2655590A	
Red Oak	2655591A	

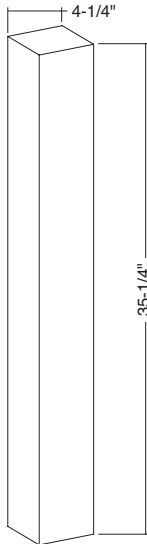
Pinnacle			
			
Specie	Part No.	Whole	Split **
Alder	2655836A		
Cherry	2655838A		
Maple	2655840A		
Red Oak	2655834A		

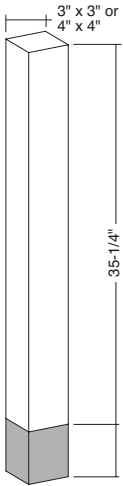
2 Sided Taper		
		
Specie	Part No.	Whole
Cherry*	2651361A	
Maple	2651362A	
Paint Grade	2655780A	
Red Oak	2651360A	

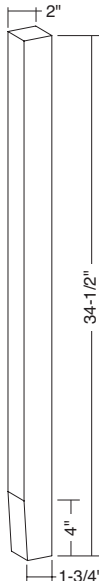
*Alder available, price as Cherry. **Must purchase in pairs.
Standard lead-time is 7-10 days, expedites not available.

Table Legs and Decorative Columns (continued)

Dunkirk Square		
		
Also available in a 42" height as well as 2" and 5" widths.		
Specie	Part No.	Whole
Cherry*	2652429A	
Maple	2652430A	
Paint Grade	2652431A	
Red Oak	2652432A	

Dunkirk Square		
		
Also available in a 42" height as well as 2" and 5" widths.		
Specie	Part No.	Whole
Cherry*	2652439A	
Maple	2652440A	
Paint Grade	2652441A	
Red Oak	2652442A	

Denmark Square w/Metal Sleeve					
					
Note: Metal sleeve and leg sold together, cannot be ordered separately.					
		Brushed Aluminum		Wrought Iron	
Size	Specie	Part No.	Whole	Part No.	Whole
3"	Alder	2655956A		2655957A	
	Cherry	2655958A		2655959A	
	Maple	2655960A		2655961A	
	Red Oak	2655962A		2655963A	
4"	Alder	2655964A		2655965A	
	Cherry	2655966A		2655967A	
	Maple	2655968A		2655969A	
	Red Oak	2655970A		2655971A	

Bexley Square		
		
Specie	Part No.	Whole
Cherry	635.50.688	
Maple	635.50.188	
Red Oak	635.50.488	

*Alder available, price as Cherry.
Standard lead-time is 7-10 days, expedites not available.

Table Legs and Decorative Columns (continued)

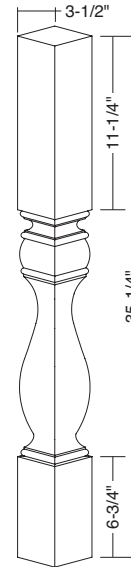
Buckingham Square Post



Also available in a 4-3/4" square.

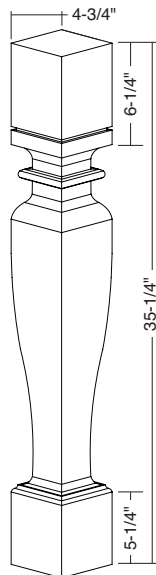
Specie	Part No.	Whole
Cherry*	2653052A	
Maple	2653053A	
Paint Grade	2653054A	
Red Oak	2653055A	

Baldwin Square



Specie	Part No.	Whole
Cherry*	2652580A	
Maple	2652581A	
Paint Grade	2652582A	
Red Oak	2652583A	

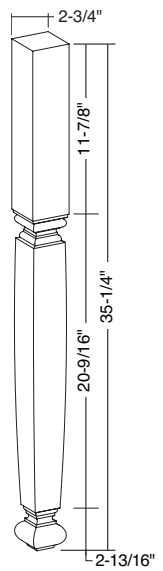
Allendale Square

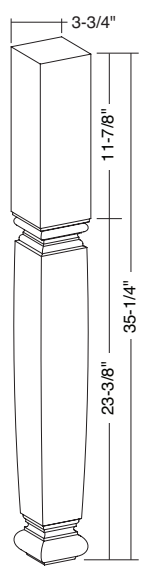


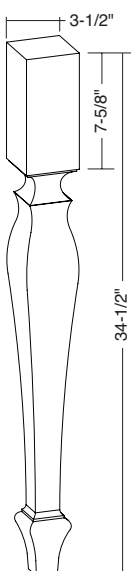
Specie	Part No.	Whole
Cherry*	2652610A	
Maple	2652611A	
Paint Grade	2652612A	
Red Oak	2652613A	

*Alder available, price as Cherry.
Standard lead-time is 7-10 days, expedites not available.

Table Legs and Decorative Columns (continued)

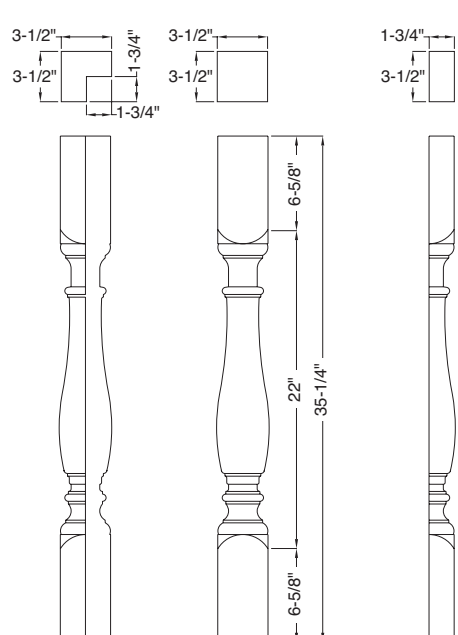
Lakeland Square		
		
Specie	Part No.	Whole
Cherry*	2655593A	
Maple	2655594A	
Paint Grade	2655595A	
Red Oak	2655596A	

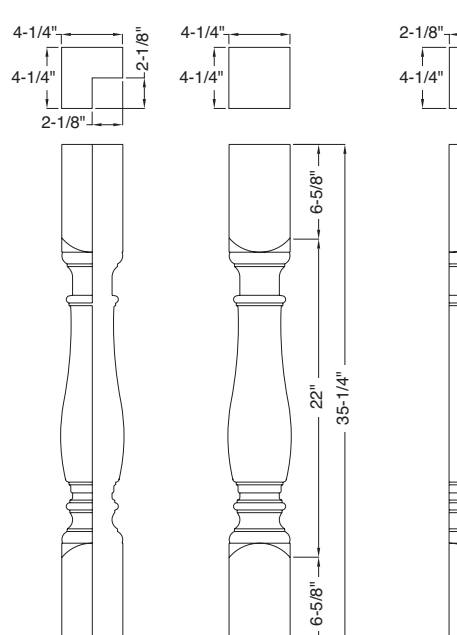
Newburg Square		
		
Specie	Part No.	Whole
Cherry*	2655598A	
Maple	2655599A	
Paint Grade	2655600A	
Red Oak	2655601A	

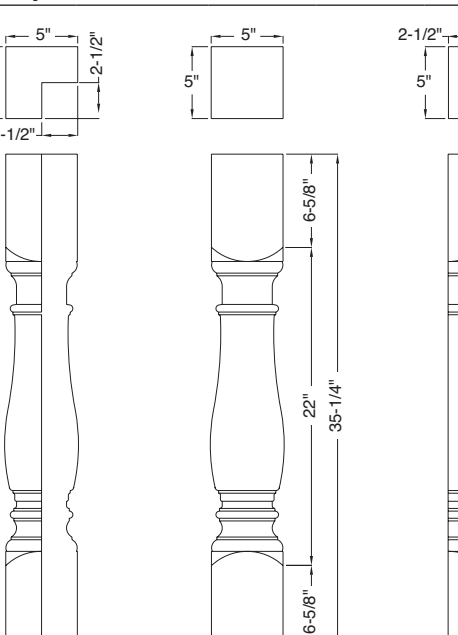
Woodmere		
		
Specie	Part No.	Whole
Cherry	635.75.004	
Maple	635.75.024	

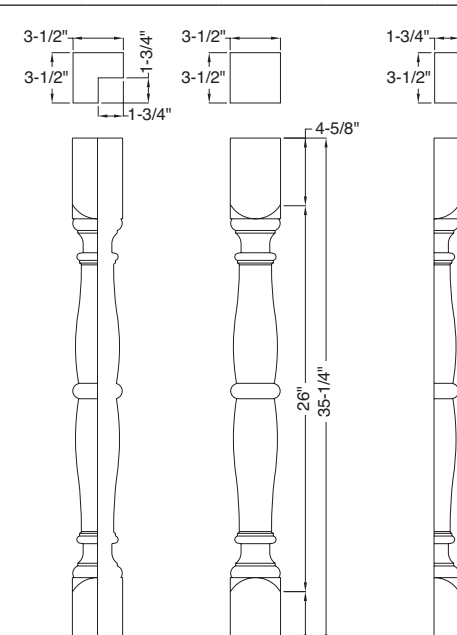
*Alder available, price as Cherry.
Standard lead-time is 7-10 days, expedites not available.

Table Legs and Decorative Columns (continued)

Century Plain				
				
Specie	Part No.	Whole	Split**	3/4
Cherry	2650461A			
Maple	2650462A			
Paint Grade	2655732A			
Red Oak	2650463A			

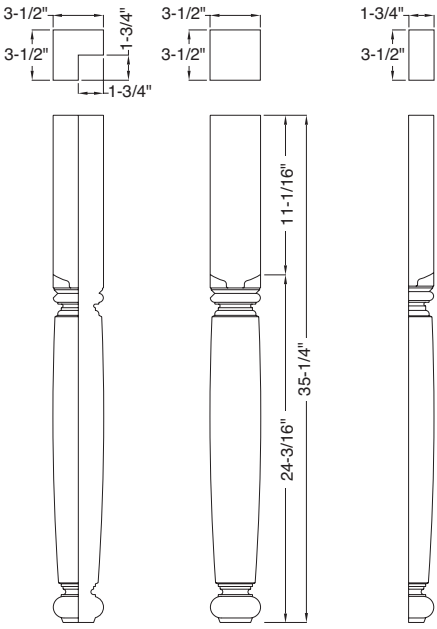
Century Plain				
				
Specie	Part No.	Whole	Split**	3/4
Cherry	2650470A			
Maple	2650471A			
Paint Grade	2655523A			
Red Oak	2650472A			

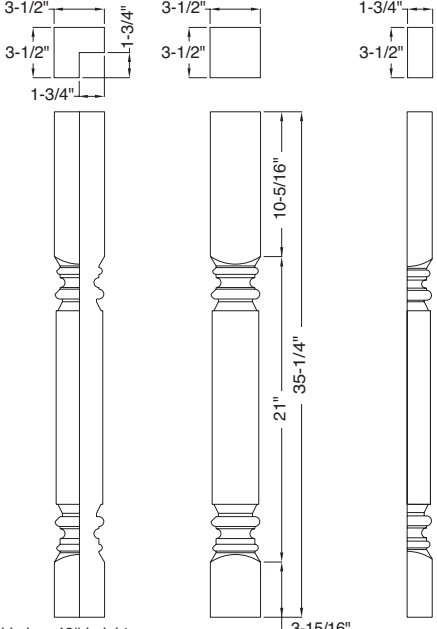
Century Plain				
				
Specie	Part No.	Whole	Split**	3/4
Cherry	2650850A			
Maple	2650851A			
Paint Grade	2655757A			
Red Oak	2650852A			

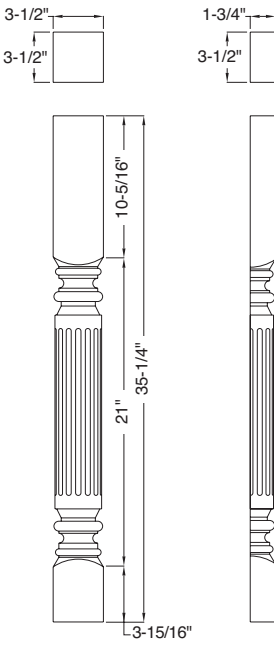
Philmont				
				
Specie	Part No.	Whole	Split**	3/4
Cherry*	2650802A			
Maple	2650803A			
Paint Grade	2655556A			
Red Oak	2650804A			

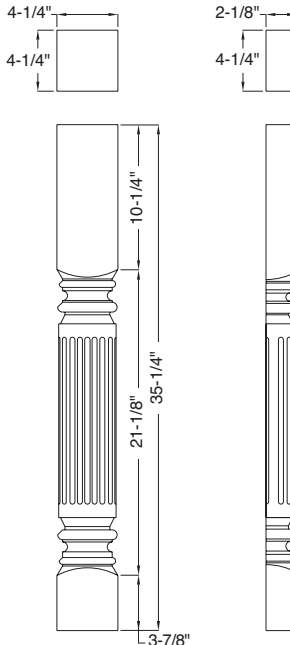
*Alder available, price as Cherry. **Must purchase in pairs.
Standard lead-time is 7-10 days, expedites not available.

Table Legs and Decorative Columns (continued)

Country Kitchen Plain				
				
Specie	Part No.	Whole	Split**	3/4
Cherry*	2650443A			
Maple	2650444A			
Paint Grade	2655520A			
Red Oak	2650445A			

Greco Roman Plain				
				
Also available in a 42" height.				
Specie	Part No.	Whole	Split**	3/4
Cherry	2650236A			
Maple	2650237A			
Paint Grade	2655721A			
Red Oak	2650238A			

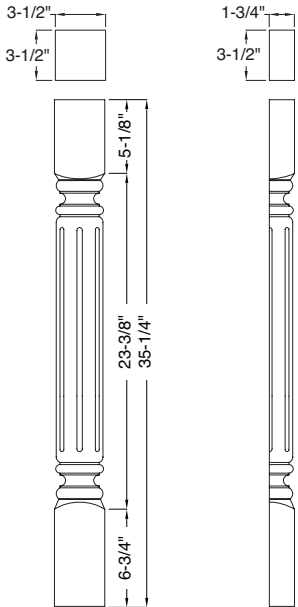
Greco Roman Fluted			
			
Specie	Part No.	Whole	Split**
Cherry	2650272A		
Maple	2650273A		
Paint Grade	2655727A		
Red Oak	2650274A		

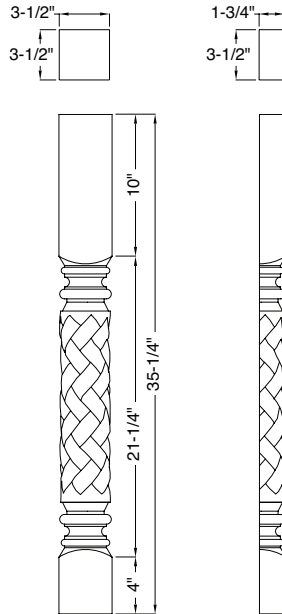
Greco Roman Fluted			
			
Specie	Part No.	Whole	Split**
Cherry	2650284A		
Maple	2650285A		
Paint Grade	2655499A		
Red Oak	2650286A		

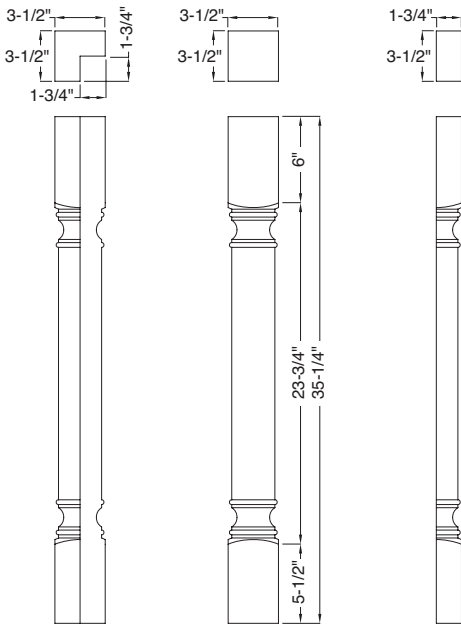
*Alder available, price as Cherry. **Must purchase in pairs.
Standard lead-time is 7-10 days, expedites not available.

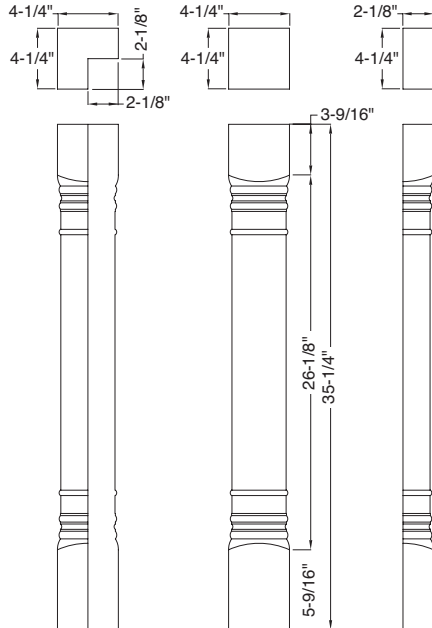
Intentionally Left Blank

Table Legs and Decorative Columns (continued)

Waverly			
			
Specie	Part No.	Whole	Split**
Cherry*	2651226A		
Maple	2651225A		
Paint Grade	2655775A		
Red Oak	2651227A		

Basket Weave			
			
Specie	Part No.	Whole	Split**
Cherry*	2651005A		
Maple	2651006A		
Paint Grade	2655559A		
Red Oak	2651007A		

Athens				
				
Also available in 4 1/4" width.				
Specie	Part No.	Whole	Split**	3/4
Cherry*	2651266A			
Maple	2651265A			
Paint Grade	2655537A			
Red Oak	2651267A			

Federal Post				
				
Specie	Part No.	Whole	Split**	3/4
Cherry*	2651101A			
Maple	2651102A			
Paint Grade	2655768A			
Red Oak	2651103A			

*Alder available, price as Cherry. **Must purchase in pairs.
Standard lead-time is 7-10 days, expedites not available.

Custom Products | Winter 2022

12

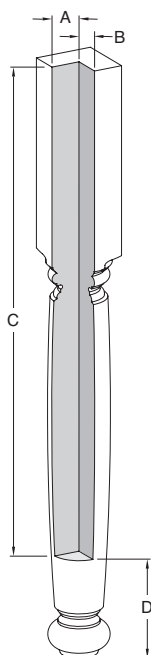
Legs, Corbels & Accents

Custom Notching - Table Legs

- Leg notching is a custom millwork option used to conceal face frame ends and corners on island cabinetry. Custom notched table legs and posts will be manufactured to your exact requirements.
- Select table leg and post styles from the prior pages; contact Customer Service for availability.
- Available only on whole table legs and posts.
- This is not a mortise and tenon option.
- Custom notching is not available on feet, corbels or appliques.
- Lead-time 12-15 days unfinished, add 5-6 days for finishing.
- The Single Notching Option does not run the entire length of the leg. Please specify depth, width and height of notch.
- The Double Notching Option will be notched in two places. Please specify depth, width and height for both notches.

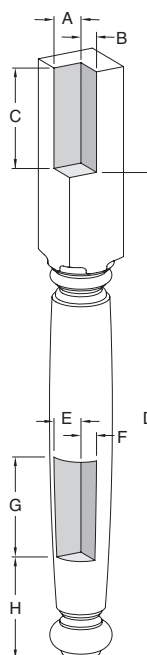
Custom Notching Order Form

Customer Name:	Order Date:
Customer#:	PO#:
Leg/Post Part #:	Leg/Post Description:
Specie:	Quantity:
Finish (if applicable): _____ Glaze: _____ Sheen: <input type="checkbox"/> 15° <input type="checkbox"/> 40°	
Special Instructions:	



Single Notching Sizes

A _____
 B _____
 C _____
 D _____




Double Notching Sizes

A _____
 B _____
 C _____
 D _____
 E _____
 F _____
 G _____
 H _____

Receptacle Notching

- Receptacle notching is a custom millwork option developed to allow electrical service installations on island post applications.
- Receptacle notching is available on select table legs/posts only and is not available on feet, corbels, appliques or other ornaments.
- Available only with whole legs – splits and 3/4 options are not available.
- Receptacle box and wiring is not included. Check your building codes for proper box and wiring codes.
- Holes for the wiring will be drilled in only one of the four locations – left, right, top or back. You must specify the hole location for wiring. We do not drill through the entire length of the table leg/post.
- If choosing 3-1/2" wide table legs, please be aware that some outlet covers may extend beyond the column width. This is due to +/- tolerances of both the table leg and the outlet cover.
- The dimensions of the rout are 2.375" wide, 2.875" deep and 4.125" high.
- For a beginning point of reference for machining the notch, you must indicate the height from the top of the leg to the start of the rout (see drawing on following page).
- Receptacle covers are available through Conestoga's Wood Outlet Cover program, or through many home centers.
- Customization of receptacle notch not available.
- Lead-time of 5 additional days is required for this option.



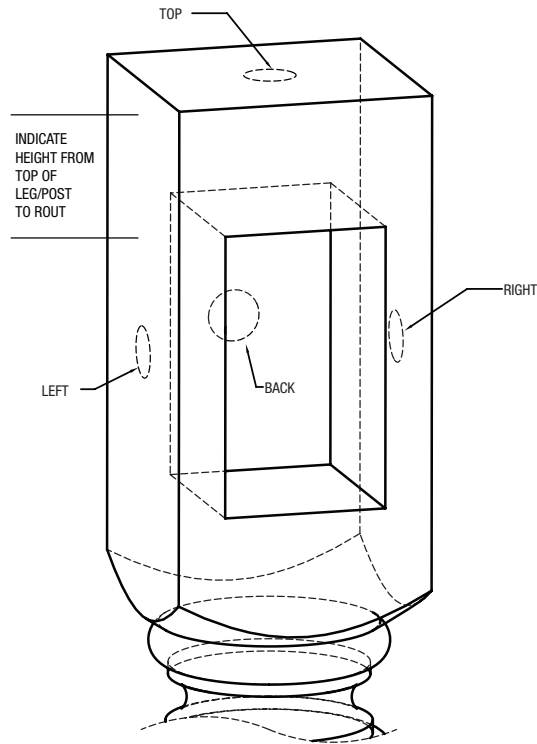
Duplex receptacle solid wood outlet plate

- See page 12.17 for a listing of available species. Overall dimensions are 3-1/2" wide by 5-3/4" high.
- Table legs/posts available with solid wood outlet plates: 2 Sided Taper, Allendale Square, Baldwin Square, Basket Weave, Century Plain, Greco Roman Fluted, Greco Roman Plain, Greco Roman Rope Twist, Mission Full Rout, Mission Partial Rout, Mission Plain and Newburg Square.

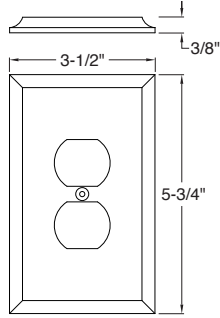
Duplex receptacle nylon outlet plate

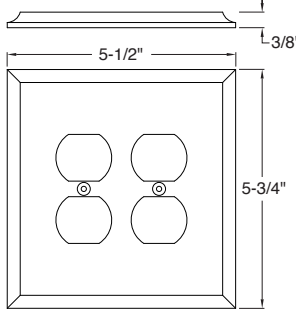
- Available from most home centers or hardware stores. Overall dimensions are typically 3-1/8" wide by 4-3/4" high.
- Table legs/posts available with nylon outlet plates: 2 Sided Taper, Allendale Square, Ashbee Square, Baldwin Square, Basket Weave, Century Plain, Greco Roman Fluted, Greco Roman Plain, Greco Roman Rope Twist, Mission Full Rout, Mission Partial Rout, Mission Plain, Newburg Square and Waverly.

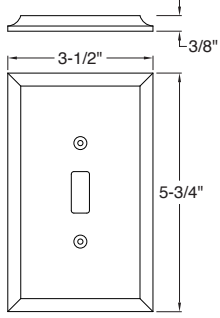
Receptacle Notching Order Form	
Customer Name:	Order Date:
Customer#:	PO#:
Leg/Post Part #:	Leg/Post Description:
Specie:	Quantity:
Hole location for wiring: <input type="checkbox"/> Left <input type="checkbox"/> Back <input type="checkbox"/> Top <input type="checkbox"/> Right	Height from top to rout (see diagram below):
Finish (if applicable): _____ Glaze: _____ Sheen: <input type="checkbox"/> 15° <input type="checkbox"/> 40°	
Special Instructions:	

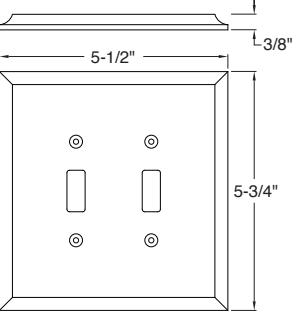


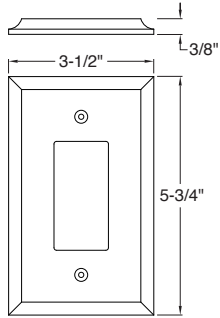
Outlet and Switch Plates

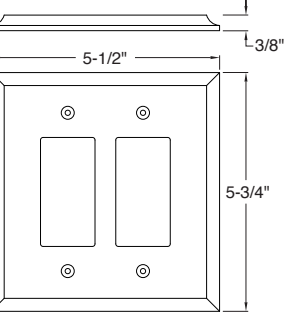
Outlet Plate		
		
Specie	Part No.	Price
Alder	2655701A	
Cherry	2655702A	
Maple	2655703A	
Red Oak	2655704A	
Walnut	2656065A	

Outlet Plate		
		
Specie	Part No.	Price
Alder	2655713A	
Cherry	2655714A	
Maple	2655715A	
Red Oak	2655716A	
Walnut	2656068A	

Switch Plate		
		
Specie	Part No.	Price
Alder	2655697A	
Cherry	2655698A	
Maple	2655699A	
Red Oak	2655700A	
Walnut	2656064A	

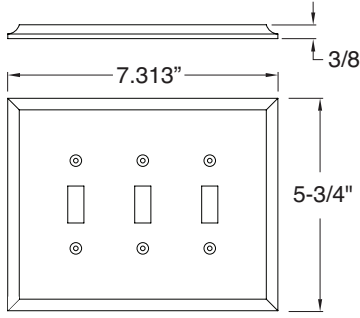
Switch Plate		
		
Specie	Part No.	Price
Alder	2655709A	
Cherry	2655710A	
Maple	2655711A	
Red Oak	2655712A	
Walnut	2656067A	

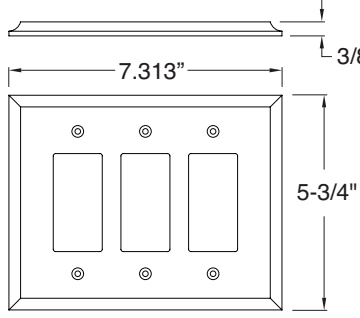
Switch Plate		
		
Specie	Part No.	Price
Alder	2655705A	
Cherry	2655706A	
Maple	2655707A	
Red Oak	2655708A	
Walnut	2656066A	

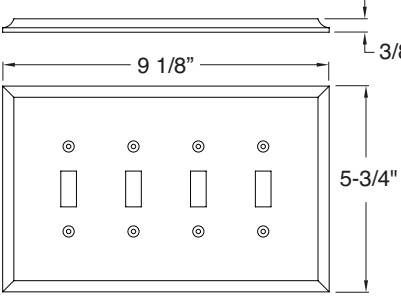
Switch Plate		
		
Specie	Part No.	Price
Alder	2655717A	
Cherry	2655718A	
Maple	2655719A	
Red Oak	2655720A	
Walnut	2656069A	

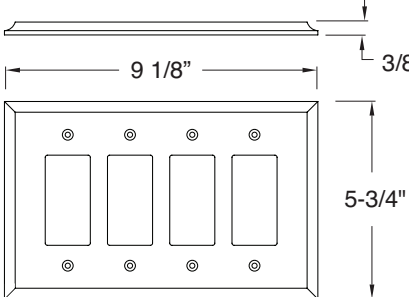
Standard lead-time is 7-10 days, no expedites available.  Expedites available: 3 day red expedite (20% upcharge), blue expedite not available.

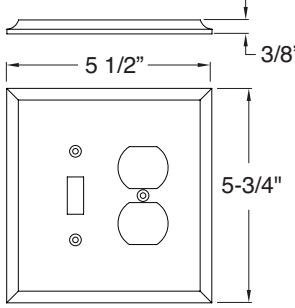
Outlet and Switch Plates (continued)

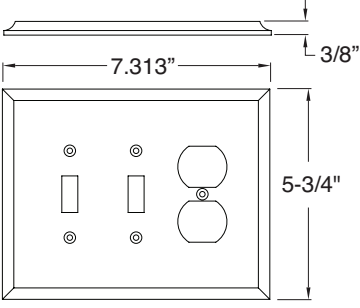
Switch Plate		
		
Specie	Part No.	Price
Alder	2656070A	
Cherry	2656071A	
Maple	2656072A	
Red Oak	2656073A	
Walnut	2656074A	


Switch Plate		
		
Specie	Part No.	Price
Alder	2656075A	
Cherry	2656076A	
Maple	2656077A	
Red Oak	2656078A	
Walnut	2656079A	

Switch Plate		
		
Specie	Part No.	Price
Alder	2656080A	
Cherry	2656081A	
Maple	2656082A	
Red Oak	2656083A	
Walnut	2656084A	

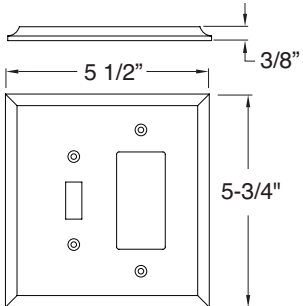
Switch Plate		
		
Specie	Part No.	Price
Alder	2656085A	
Cherry	2656086A	
Maple	2656087A	
Red Oak	2656088A	
Walnut	2656089A	

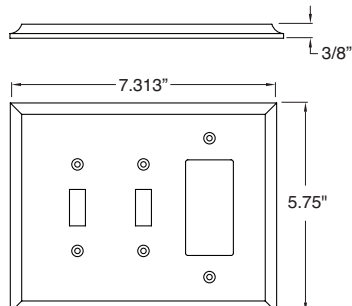
Switch/Outlet Plate		
		
Specie	Part No.	Price
Alder	2656090A	
Cherry	2656091A	
Maple	2656092A	
Red Oak	2656093A	
Walnut	2656094A	

Switch/Outlet Plate		
		
Specie	Part No.	Price
Alder	2656095A	
Cherry	2656096A	
Maple	2656097A	
Red Oak	2656098A	
Walnut	2656099A	

Standard lead-time is 7-10 days, no expedites available.  Expedites available: 3 day red expedite (20% upcharge), blue expedite not available.

Outlet and Switch Plates (continued)

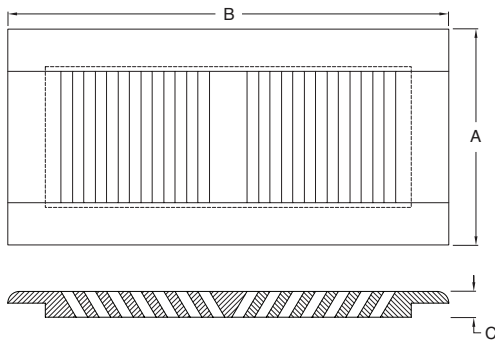
Switch Plate		
		
Specie	Part No.	Price
Alder	2656100A	
Cherry	2656101A	
Maple	2656102A	
Red Oak	2656103A	
Walnut	2656104A	

Switch Plate		
		
Specie	Part No.	Price
Alder	2656105A	
Cherry	2656106A	
Maple	2656107A	
Red Oak	2656108A	
Walnut	2656109A	

Vent Covers

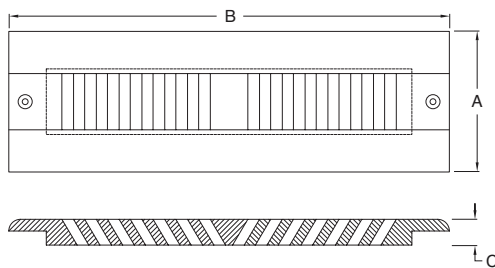
- All vent covers crafted from solid hardwoods and made in the USA.
- Vent covers are made to fit seamlessly with your hardwood floors, against the toe kicks of your kitchen cabinets, against baseboards and walls.
- Toe Kick Vent Cover is pre-drilled to accept two mounting screws.
- Fixed slats diffuse air in two directions (non-adjustable).
- Custom sizes and designs are available. Contact Special Designs for a quote.
- Vent covers are available unfinished or finished; reference the Finishing Program Section for finish options and pricing.
- Lead-time 10 days unfinished, add 5 days for finishing.

Floor Vent Cover



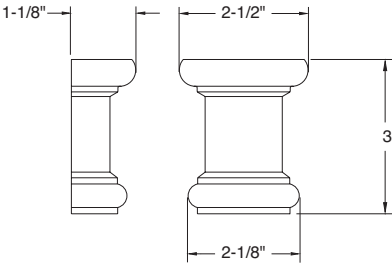
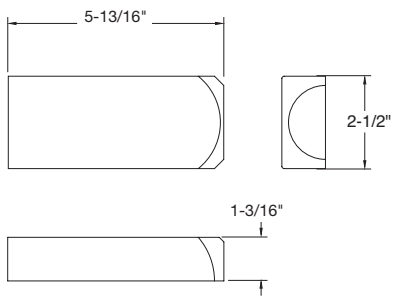
Specie	Part No.	Dimension			Price
		A	B	C	
Cherry	2655791A	5-3/4"	11-3/4"	3/4"	
Maple	2655792A	5-3/4"	11-3/4"	3/4"	
Red Oak	2655793A	5-3/4"	11-3/4"	3/4"	
Walnut	2656125A	5-3/4"	11-3/4"	3/4"	
Cherry	2655794A	5-3/4"	13-3/4"	3/4"	
Maple	2655795A	5-3/4"	13-3/4"	3/4"	
Red Oak	2655796A	5-3/4"	13-3/4"	3/4"	
Walnut	2656126A	5-3/4"	13-3/4"	3/4"	
Cherry	2655797A	5-3/4"	15-3/4"	3/4"	
Maple	2655798A	5-3/4"	15-3/4"	3/4"	
Red Oak	2655799A	5-3/4"	15-3/4"	3/4"	
Walnut	2656127A	5-3/4"	15-3/4"	3/4"	



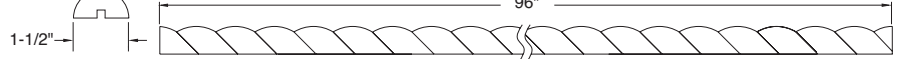
Toe Kick Vent Cover



Specie	Part No.	Dimension			Price
		A	B	C	
Cherry	2655782A	3-5/8"	11-3/4"	3/4"	
Maple	2655783A	3-5/8"	11-3/4"	3/4"	
Red Oak	2655784A	3-5/8"	11-3/4"	3/4"	
Walnut	2656122A	3-5/8"	11-3/4"	3/4"	
Cherry	2655785A	3-3/4"	13-3/4"	3/4"	
Maple	2655786A	3-3/4"	13-3/4"	3/4"	
Red Oak	2655787A	3-3/4"	13-3/4"	3/4"	
Walnut	2656123A	3-3/4"	13-3/4"	3/4"	
Cherry	2655788A	3-3/4"	15-3/4"	3/4"	
Maple	2655789A	3-3/4"	15-3/4"	3/4"	
Red Oak	2655790A	3-3/4"	15-3/4"	3/4"	
Walnut	2656124A	3-3/4"	15-3/4"	3/4"	

Corner Treatments

Split Spindles (accommodates 1-1/2" moulding)			End Blocks (accommodates 1-1/2" moulding)		
					
Specie	Part No.	Price	Specie	Part No.	Price
Cherry	2650095A		Cherry	2650101A	
Maple	2650094A		Maple	2650100A	

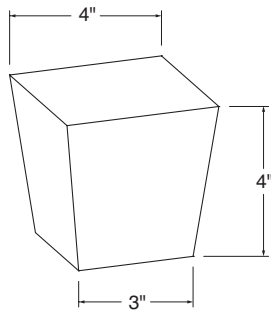
1-1/2" Mouldings						
Plain						
		Specie	Part No.	Price	Specie	Part No.
		Cherry	2650104A		Maple	2650103A
Reeded						
		Specie	Part No.	Price	Specie	Part No.
		Cherry	2650110A		Maple	2650109A
Rope						
		Specie	Part No.	Price	Specie	Part No.
		Cherry	112R		Maple	112R

Standard lead-time is 7-10 days, expedites not available.

INTENTIONALLY LEFT BLANK

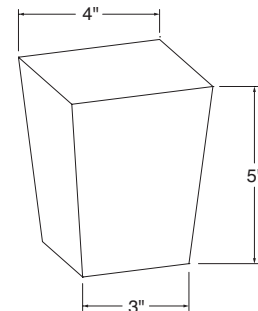
Wood Feet

Square Taper Foot



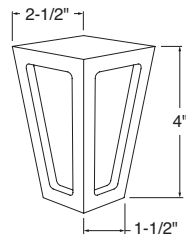
Specie	Part No.	Whole	Split**
Cherry*	2650623A		
Maple	2650624A		
Paint Grade	2655751A		
Red Oak	2650625A		

Square Taper Foot



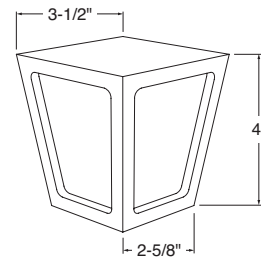
Specie	Part No.	Whole	Split**
Cherry*	2650629A		
Maple	2650630A		
Paint Grade	2655753A		
Red Oak	2650631A		

Albion Square Foot



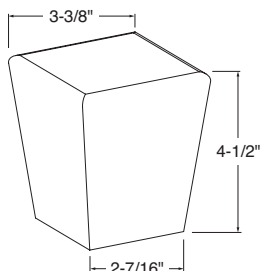
Specie	Part No.	Whole
Cherry*	2652630A	
Maple	2652631A	
Paint Grade	2652632A	
Red Oak	2652633A	

Albion Square Foot




Specie	Part No.	Whole
Cherry*	2652635A	
Maple	2652636A	
Paint Grade	2652637A	
Red Oak	2652638A	

Hobart Square Foot



Specie	Part No.	Whole
Cherry	2652474A	
Maple	2652475A	
Paint Grade	2652476A	

*Alder available, price as Cherry. **Must purchase in pairs.

Standard lead-time is 7-10 days.  Expedites available: 3 day red expedite (20% upcharge) and 5 day blue expedite (35% upcharge).

Custom Products | Winter 2022

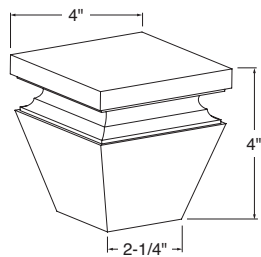
12

Legs, Corbels & Accents

12.23

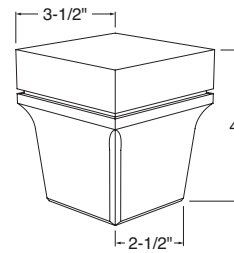
Wood Feet (continued)

Kennett Square Foot



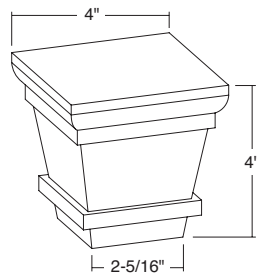
Specie	Part No.	Whole
Cherry	2655800A	
Maple	2655801A	
Paint Grade	2655802A	

Bailey Square Foot



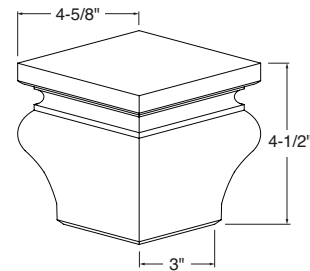
Specie	Part No.	Whole
Cherry*	2652625A	
Maple	2652626A	
Paint Grade	2652627A	
Red Oak	2652628A	

Kreswick Foot



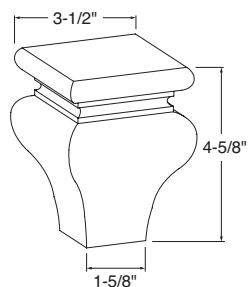
Specie	Part No.	Whole
Cherry*	2653057A	
Maple	2653058A	
Paint Grade	2653059A	
Red Oak	2653060A	

Harlow Square Foot



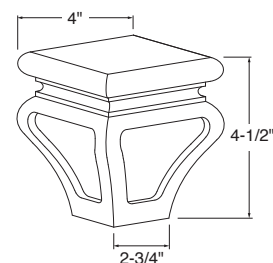
Specie	Part No.	Whole
Cherry	2652640A	
Maple	2652641A	
Paint Grade	2652642A	
Red Oak	2652643A	

Harlow Square Plain



Specie	Part No.	Whole
Cherry*	2655643A	
Maple	2655644A	
Paint Grade	2655645A	
Red Oak	2655646A	

Shaker Square Foot

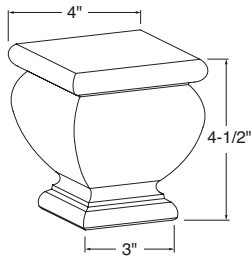


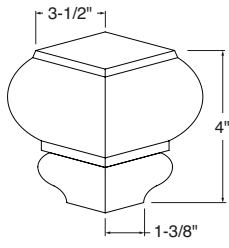
Specie	Part No.	Whole
Cherry*	2655628A	
Maple	2655629A	
Paint Grade	2655630A	
Red Oak	2655631A	

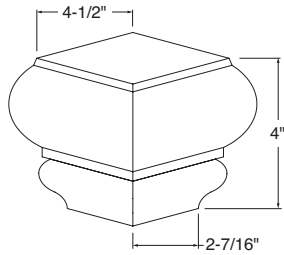
*Alder available, price as Cherry.

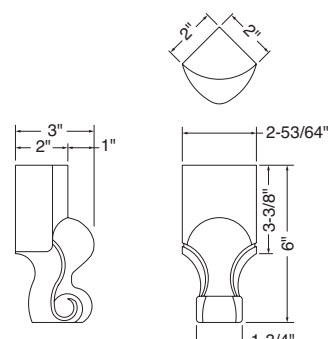
Standard lead-time is 7-10 days, expedites not available.

Wood Feet (continued)

Corbett Square Foot		
		
Specie	Part No.	Whole
Cherry*	2655648A	
Maple	2655649A	
Paint Grade	2655650A	
Red Oak	2655651A	

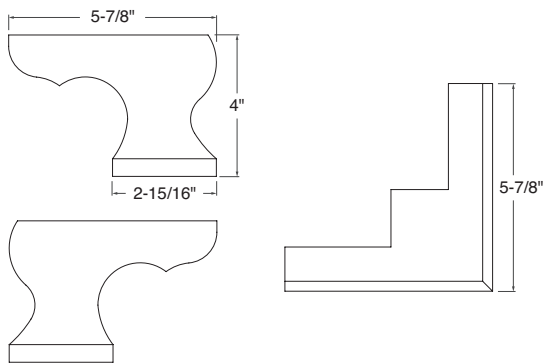
Hillman Square Foot		
		
Specie	Part No.	Whole
Cherry*	2652615A	
Maple	2652616A	
Paint Grade	2652617A	
Red Oak	2652618A	

Hillman Square Foot		
		
Specie	Part No.	Whole
Cherry*	2652620A	
Maple	2652621A	
Paint Grade	2652622A	
Red Oak	2652623A	

French Scroll Foot		
		
Specie	Part No.	Whole
Cherry	634.27.616	
Maple	634.27.116	

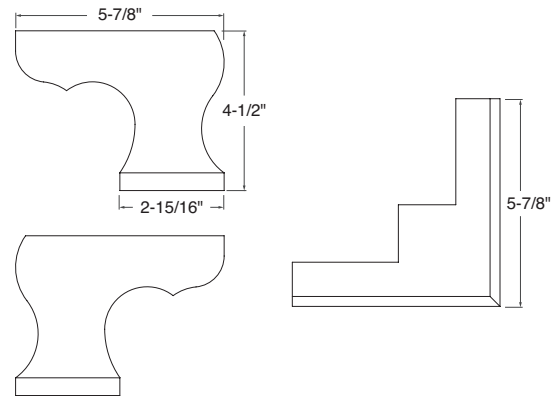
Wood Feet (continued)

Rochelle Foot (Corner)



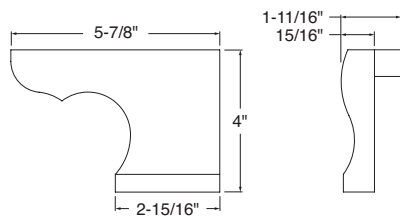
Specie	Part No.	Whole
Cherry	2652480A	
Maple	2652481A	
Paint Grade	2652482A	

Rochelle Foot (Corner)



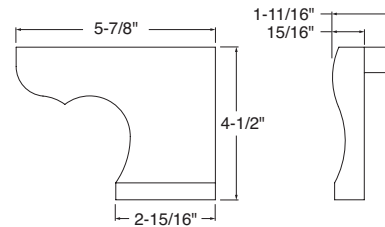
Specie	Part No.	Whole
Cherry	2652477A	
Maple	2652478A	
Paint Grade	2652479A	

Rochelle Straight Foot (Left & Right)



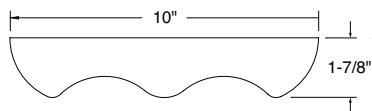
Specie	Part No.	Price per pair
Cherry	2652517A	
Maple	2652518A	
Paint Grade	2652519A	

Rochelle Straight Foot (Left & Right)



Specie	Part No.	Price per pair
Cherry	2652514A	
Maple	2652515A	
Paint Grade	2652516A	

Rochelle Moulding

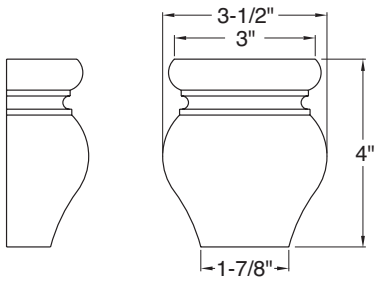


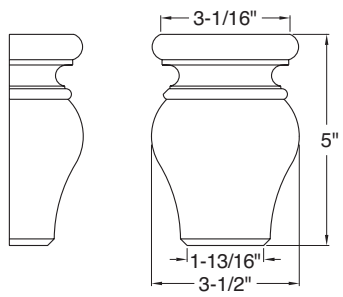
Specie	Part No.	Whole
Cherry*	2651000A	
Maple	2651001A	
Paint Grade	2655561A	

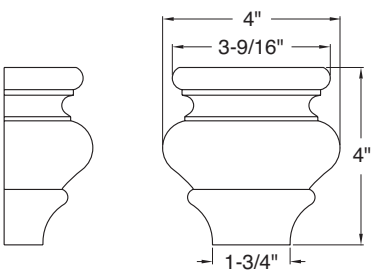
*Alder available, price as Cherry.

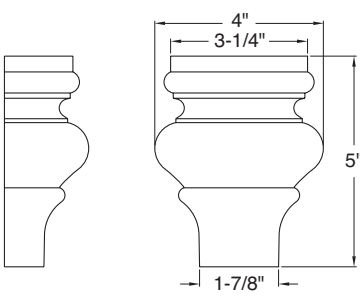
Standard lead-time is 7-10 days, expedites not available.

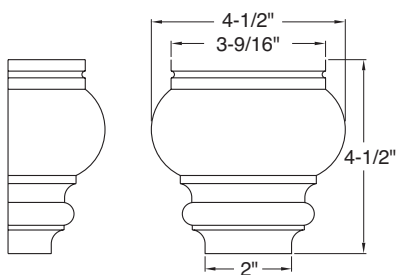
Wood Feet (continued)

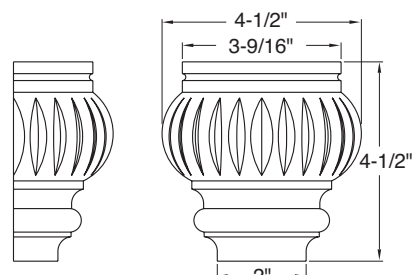
Tulip Foot			
			
Specie	Part No.	Whole	Split**
Cherry*	2650563A		
Maple	2650564A		
Paint Grade	2655547A		
Red Oak	2650565A		

Tulip Foot			
			
Specie	Part No.	Whole	Split**
Cherry*	2650569A		
Maple	2650570A		
Paint Grade	2655549A		
Red Oak	2650571A		


Country French Foot			
			
Specie	Part No.	Whole	Split**
Cherry*	2650551A		
Maple	2650552A		
Paint Grade	2655735A		
Red Oak	2650553A		

Country French Foot			
			
Specie	Part No.	Whole	Split**
Cherry*	2650557A		
Maple	2650558A		
Paint Grade	2655737A		
Red Oak	2650559A		

Estate Foot Plain			
			
Specie	Part No.	Whole	Split**
Cherry*	2650587A		
Maple	2650588A		
Paint Grade	2655741A		
Red Oak	2650589A		

Estate Foot Reeded			
			
Specie	Part No.	Whole	Split**
Cherry*	2650599A		
Maple	2650600A		
Paint Grade	2655745A		
Red Oak	2650601A		

*Alder available, price as Cherry. **Must purchase in pairs.

Standard lead-time is 7-10 days.  Expedites available: 3 day red expedite (20% upcharge) and 5 day blue expedite (10% upcharge).

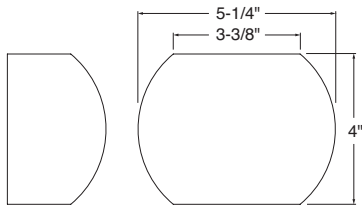
Custom Products | Winter 2022

12

Legs, Corbels & Accents

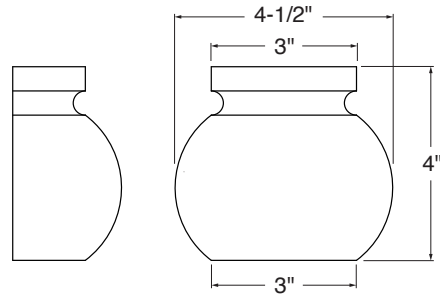
Wood Feet (continued)

Bun Foot



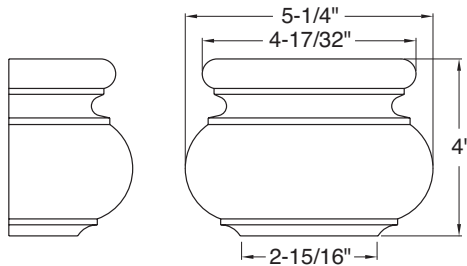
Specie	Part No.	Whole	Split**
Cherry*	2650581A		
Maple	2650582A		
Paint Grade	2655739A		
Red Oak	2650583A		

Orwell Foot



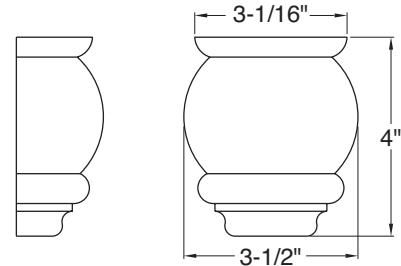
Specie	Part No.	Whole	Split**
Cherry	2652419A		
Maple	2652420A		
Paint Grade	2652421A		
Red Oak	2652422A		

Cosmopolitan Foot



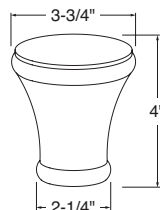
Specie	Part No.	Whole	Split**
Cherry*	2650611A		
Maple	2650612A		
Paint Grade	2655747A		
Red Oak	2650613A		

Countryside Foot



Specie	Part No.	Whole	Split**
Cherry*	2650605A		
Maple	2650606A		
Paint Grade	2655551A		
Red Oak	2650607A		

Vessel Foot



Specie	Part No.	Whole	Split**
Cherry*	2652409A		
Maple	2652410A		
Paint Grade	2652411A		
Red Oak	2652412A		

*Alder available, price as Cherry. **Must purchase in pairs.

Standard lead-time is 7-10 days. ☐ Expedites available: 3 day red expedite (20% upcharge) and 5 day blue expedite (10% upcharge).

Metal Feet



Ascent Foot

- Made from steel, laser cut, then hand welded.
- Choice of Gold, Gunmetal Grey and Wrought Iron powder coated finishes.
- Available in 6" and 9" heights.
- Usable outdoors as well as indoors.
- Works well with free-standing cabinets. 9" feet make free standing cabinets ADA compliant.
- Sold as individual pieces – for a pair, must order two feet.

Ascent Foot				
	6" Foot		9" Foot	
Finish	Part No.	Price*	Part No.	Price*
Gold	2655922A		2655927A	
Gunmetal Grey	2655923A		2655928A	
Wrought Iron	2655926A		2655931A	

*Price each.

Standard lead-time is 7-10 days, expedites not available.



Triframe Foot

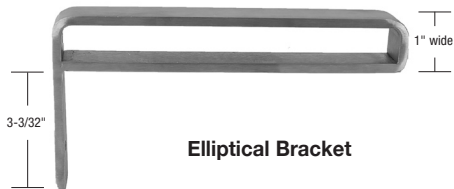
- Made from steel, laser cut, then hand welded.
- Choice of Gold, Gunmetal Grey and Wrought Iron powder coated finishes.
- Available in 6" and 9" heights.
- Usable outdoors as well as indoors.
- Works well with free-standing cabinets. 9" feet make free standing cabinets ADA compliant.
- Sold as individual pieces – for a pair, must order two feet.

Triframe Foot				
	6" Foot		9" Foot	
Finish	Part No.	Price*	Part No.	Price*
Gold	2655972A		2655977A	
Gunmetal Grey	2655973A		2655978A	
Wrought Iron	2655976A		2655981A	

*Price each.

Standard lead-time is 7-10 days, expedites not available.

Metal Shelf Supports



Shelf Supports

- Provide attractive alternatives to the traditional floating shelf.
- The Shelf Strap and Elliptical Bracket are available in 8" and 12" depths.
- Finish options include Gold, Gunmetal Grey, Stainless Steel and Wrought Iron powder coated finishes. Installation screws in matching finish are included.
- It is imperative that the shelf supports are secured into wall studs with installation screws. Conestoga will not be responsible for shelf failure due to inadequate installation techniques or materials.
- Wood shelves not included. Wood shelves can be ordered as 3/4" or 1" thick slabs in any specie. Note: 60" max. length for two shelf straps.
- For an aged or rustic look on wood shelving, add distressing and wear sanding or utilize the weathered grain option.
- Sold as individual pieces – for a pair, must order two supports.

Shelf Strap				
	8" Depth		12" Depth	
Finish	Part No.	Price*	Part No.	Price*
Gold	2655944A		2655950A	
Gunmetal Grey	2655945A		2655951A	
Stainless Steel	2655948A		2655954A	
Wrought Iron	2655949A		2655955A	

Elliptical Bracket				
	8" Depth		12" Depth	
Finish	Part No.	Price*	Part No.	Price*
Gold	2655932A		2655938A	
Gunmetal Grey	2655933A		2655939A	
Stainless Steel	2655936A		2655942A	
Wrought Iron	2655937A		2655943A	

*Price each.

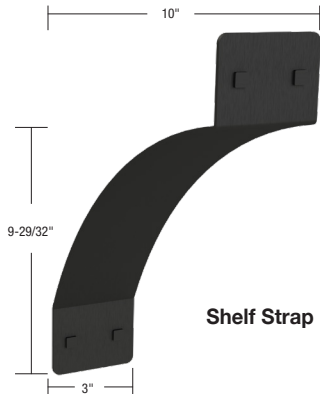
Standard lead-time is 7-10 days, expedites not available.

Decorative Floating Shelf Straps

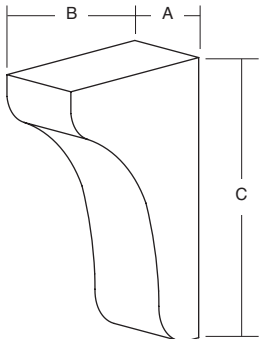
- Add a finishing touch to any of our 10" deep floating shelves with the Lexington Shelf Strap.
- For decorative purposes only. Not intended to be weight bearing.
- Finish options include Gunmetal Grey, Stainless Steel and Wrought Iron powder coated finishes. Installation screws in matching finish are included.
- Sold as individual pieces - for a pair, must order two supports.

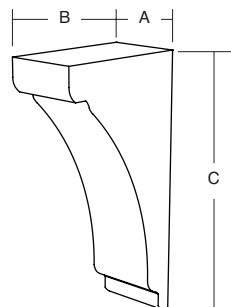


Lexington Shelf Strap		
Finish	Part No.	Price (Each)
Gunmetal Grey	2656110A	
Stainless Steel	2656112A	
Wrought Iron	2656113A	



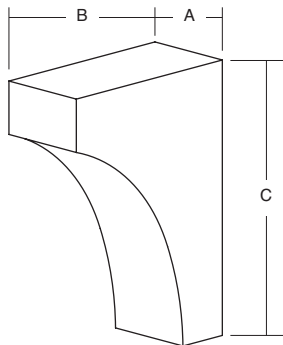
Wood Corbels

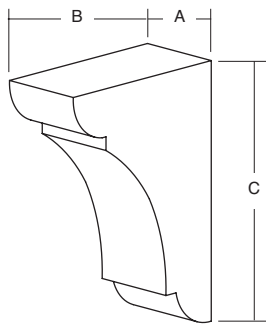
Concord Corbel					
					
Specie	Part No.	Dimension			Price
		A	B	C	
Cherry*	2652900A	1-3/4"	1-1/2"	3"	
Maple	2652901A	1-3/4"	1-1/2"	3"	
Paint Grade	2652902A	1-3/4"	1-1/2"	3"	
Red Oak	2652903A	1-3/4"	1-1/2"	3"	
Cherry*	2652895A	1-3/4"	4"	6-1/2"	
Maple	2652896A	1-3/4"	4"	6-1/2"	
Paint Grade	2652897A	1-3/4"	4"	6-1/2"	
Red Oak	2652898A	1-3/4"	4"	6-1/2"	
Cherry*	2652890A	1-3/4"	5"	8-1/16"	
Maple	2652891A	1-3/4"	5"	8-1/16"	
Paint Grade	2652892A	1-3/4"	5"	8-1/16"	
Red Oak	2652893A	1-3/4"	5"	8-1/16"	
Cherry*	2652885A	1-3/4"	6"	9-5/8"	
Maple	2652886A	1-3/4"	6"	9-5/8"	
Paint Grade	2652887A	1-3/4"	6"	9-5/8"	
Red Oak	2652888A	1-3/4"	6"	9-5/8"	
Cherry*	2652880A	1-3/4"	8"	12-7/8"	
Maple	2652881A	1-3/4"	8"	12-7/8"	
Paint Grade	2652882A	1-3/4"	8"	12-7/8"	
Red Oak	2652883A	1-3/4"	8"	12-7/8"	
Cherry*	2652925A	3"	1-1/2"	3"	
Maple	2652926A	3"	1-1/2"	3"	
Paint Grade	2652927A	3"	1-1/2"	3"	
Red Oak	2652928A	3"	1-1/2"	3"	
Cherry*	2652920A	3"	4"	6-1/2"	
Maple	2652921A	3"	4"	6-1/2"	
Paint Grade	2652922A	3"	4"	6-1/2"	
Red Oak	2652923A	3"	4"	6-1/2"	
Cherry*	2652915A	3"	5"	8-1/16"	
Maple	2652916A	3"	5"	8-1/16"	
Paint Grade	2652917A	3"	5"	8-1/16"	
Red Oak	2652918A	3"	5"	8-1/16"	
Cherry*	2652910A	3"	6"	9-5/8"	
Maple	2652911A	3"	6"	9-5/8"	
Paint Grade	2652912A	3"	6"	9-5/8"	
Red Oak	2652913A	3"	6"	9-5/8"	
Cherry*	2652905A	3"	8"	12-7/8"	
Maple	2652906A	3"	8"	12-7/8"	
Paint Grade	2652907A	3"	8"	12-7/8"	
Red Oak	2652908A	3"	8"	12-7/8"	

Chandler Corbel					
					
Specie	Part No.	Dimension			Price
		A	B	C	
Cherry*	2652660A	1-3/4"	4"	7-3/16"	
Maple	2652661A	1-3/4"	4"	7-3/16"	
Paint Grade	2652662A	1-3/4"	4"	7-3/16"	
Red Oak	2652663A	1-3/4"	4"	7-3/16"	
Cherry*	2652655A	1-3/4"	5"	9"	
Maple	2652656A	1-3/4"	5"	9"	
Paint Grade	2652657A	1-3/4"	5"	9"	
Red Oak	2652658A	1-3/4"	5"	9"	
Cherry*	2652650A	1-3/4"	5-1/2"	10-5/8"	
Maple	2652651A	1-3/4"	5-1/2"	10-5/8"	
Paint Grade	2652652A	1-3/4"	5-1/2"	10-5/8"	
Red Oak	2652653A	1-3/4"	5-1/2"	10-5/8"	
Cherry*	2652645A	1-3/4"	8"	14-5/32"	
Maple	2652646A	1-3/4"	8"	14-5/32"	
Paint Grade	2652647A	1-3/4"	8"	14-5/32"	
Red Oak	2652648A	1-3/4"	8"	14-5/32"	
Cherry*	2652680A	3"	4"	7-3/16"	
Maple	2652681A	3"	4"	7-3/16"	
Paint Grade	2652682A	3"	4"	7-3/16"	
Red Oak	2652683A	3"	4"	7-3/16"	
Cherry*	2652675A	3"	5"	9"	
Maple	2652676A	3"	5"	9"	
Paint Grade	2652677A	3"	5"	9"	
Red Oak	2652678A	3"	5"	9"	
Cherry*	2652670A	3"	5-1/2"	10-5/8"	
Maple	2652671A	3"	5-1/2"	10-5/8"	
Paint Grade	2652672A	3"	5-1/2"	10-5/8"	
Red Oak	2652673A	3"	5-1/2"	10-5/8"	
Cherry*	2652665A	3"	8"	14-5/32"	
Maple	2652666A	3"	8"	14-5/32"	
Paint Grade	2652667A	3"	8"	14-5/32"	
Red Oak	2652668A	3"	8"	14-5/32"	

*Alder available, price as Cherry
Standard lead-time is 7-10 days, expedites not available.

Wood Corbels (continued)

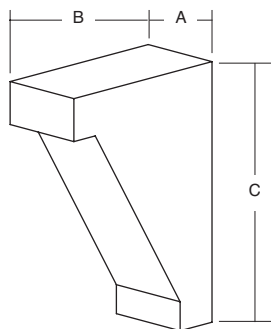
Logan Corbel					
					
Specie	Part No.	Dimension			Price
A	B	C			
Cherry*	2652990A	1-3/4"	3"	3"	
Maple	2652991A	1-3/4"	3"	3"	
Paint Grade	2652992A	1-3/4"	3"	3"	
Red Oak	2652993A	1-3/4"	3"	3"	
Cherry*	2652985A	1-3/4"	4"	6"	
Maple	2652986A	1-3/4"	4"	6"	
Paint Grade	2652987A	1-3/4"	4"	6"	
Red Oak	2652988A	1-3/4"	4"	6"	
Cherry*	2652980A	1-3/4"	5"	7-1/2"	
Maple	2652981A	1-3/4"	5"	7-1/2"	
Paint Grade	2652982A	1-3/4"	5"	7-1/2"	
Red Oak	2652983A	1-3/4"	5"	7-1/2"	
Cherry*	2652975A	1-3/4"	6-1/2"	9"	
Maple	2652976A	1-3/4"	6-1/2"	9"	
Paint Grade	2652977A	1-3/4"	6-1/2"	9"	
Red Oak	2652978A	1-3/4"	6-1/2"	9"	
Cherry*	2652970A	1-3/4"	8"	12"	
Maple	2652971A	1-3/4"	8"	12"	
Paint Grade	2652972A	1-3/4"	8"	12"	
Red Oak	2652973A	1-3/4"	8"	12"	
Cherry*	2653015A	3"	3"	3"	
Maple	2653016A	3"	3"	3"	
Paint Grade	2653017A	3"	3"	3"	
Red Oak	2653018A	3"	3"	3"	
Cherry*	2653010A	3"	4"	6"	
Maple	2653011A	3"	4"	6"	
Paint Grade	2653012A	3"	4"	6"	
Red Oak	2653013A	3"	4"	6"	
Cherry*	2653005A	3"	5"	7-1/2"	
Maple	2653006A	3"	5"	7-1/2"	
Paint Grade	2653007A	3"	5"	7-1/2"	
Red Oak	2653008A	3"	5"	7-1/2"	
Cherry*	2653000A	3"	6-1/2"	9"	
Maple	2653001A	3"	6-1/2"	9"	
Paint Grade	2653002A	3"	6-1/2"	9"	
Red Oak	2653003A	3"	6-1/2"	9"	
Cherry*	2652995A	3"	8"	12"	
Maple	2652996A	3"	8"	12"	
Paint Grade	2652997A	3"	8"	12"	
Red Oak	2652998A	3"	8"	12"	

Pickford Corbel					
					
Specie	Part No.	Dimension			Price
A	B	C			
Cherry*	2652705A	1-3/4"	3"	3"	
Maple	2652706A	1-3/4"	3"	3"	
Paint Grade	2652707A	1-3/4"	3"	3"	
Red Oak	2652708A	1-3/4"	3"	3"	
Cherry*	2652700A	1-3/4"	4"	6"	
Maple	2652701A	1-3/4"	4"	6"	
Paint Grade	2652702A	1-3/4"	4"	6"	
Red Oak	2652703A	1-3/4"	4"	6"	
Cherry*	2652695A	1-3/4"	5"	7-1/2"	
Maple	2652696A	1-3/4"	5"	7-1/2"	
Paint Grade	2652697A	1-3/4"	5"	7-1/2"	
Red Oak	2652698A	1-3/4"	5"	7-1/2"	
Cherry*	2652690A	1-3/4"	6-1/2"	9"	
Maple	2652691A	1-3/4"	6-1/2"	9"	
Paint Grade	2652692A	1-3/4"	6-1/2"	9"	
Red Oak	2652693A	1-3/4"	6-1/2"	9"	
Cherry*	2652685A	1-3/4"	8"	12"	
Maple	2652686A	1-3/4"	8"	12"	
Paint Grade	2652687A	1-3/4"	8"	12"	
Red Oak	2652688A	1-3/4"	8"	12"	
Cherry*	2652730A	3"	3"	3"	
Maple	2652731A	3"	3"	3"	
Paint Grade	2652732A	3"	3"	3"	
Red Oak	2652733A	3"	3"	3"	
Cherry*	2652725A	3"	4"	6"	
Maple	2652726A	3"	4"	6"	
Paint Grade	2652727A	3"	4"	6"	
Red Oak	2652728A	3"	4"	6"	
Cherry*	2652720A	3"	5"	7-1/2"	
Maple	2652721A	3"	5"	7-1/2"	
Paint Grade	2652722A	3"	5"	7-1/2"	
Red Oak	2652723A	3"	5"	7-1/2"	
Cherry*	2652715A	3"	6-1/2"	9"	
Maple	2652716A	3"	6-1/2"	9"	
Paint Grade	2652717A	3"	6-1/2"	9"	
Red Oak	2652718A	3"	6-1/2"	9"	
Cherry*	2652710A	3"	8"	12"	
Maple	2652711A	3"	8"	12"	
Paint Grade	2652712A	3"	8"	12"	
Red Oak	2652713A	3"	8"	12"	

*Alder available, price as Cherry.
Standard lead-time is 7-10 days, expedites not available.

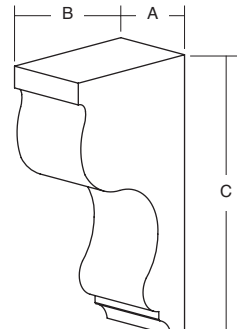
Wood Corbels (continued)

Decker Corbel



Specie	Part No.	Dimension			Price
		A	B	C	
Cherry*	2652805A	1-3/4"	4"	6"	
Maple	2652806A	1-3/4"	4"	6"	
Paint Grade	2652807A	1-3/4"	4"	6"	
Red Oak	2652808A	1-3/4"	4"	6"	
Cherry*	2652800A	1-3/4"	5"	7-1/2"	
Maple	2652801A	1-3/4"	5"	7-1/2"	
Paint Grade	2652802A	1-3/4"	5"	7-1/2"	
Red Oak	2652803A	1-3/4"	5"	7-1/2"	
Cherry*	2652795A	1-3/4"	6-1/2"	9"	
Maple	2652796A	1-3/4"	6-1/2"	9"	
Paint Grade	2652797A	1-3/4"	6-1/2"	9"	
Red Oak	2652798A	1-3/4"	6-1/2"	9"	
Cherry*	2652790A	1-3/4"	8"	12"	
Maple	2652791A	1-3/4"	8"	12"	
Paint Grade	2652792A	1-3/4"	8"	12"	
Red Oak	2652793A	1-3/4"	8"	12"	
Cherry*	2652825A	3"	4"	6"	
Maple	2652826A	3"	4"	6"	
Paint Grade	2652827A	3"	4"	6"	
Red Oak	2652828A	3"	4"	6"	
Cherry*	2652820A	3"	5"	7-1/2"	
Maple	2652821A	3"	5"	7-1/2"	
Paint Grade	2652822A	3"	5"	7-1/2"	
Red Oak	2652823A	3"	5"	7-1/2"	
Cherry*	2652815A	3"	6-1/2"	9"	
Maple	2652816A	3"	6-1/2"	9"	
Paint Grade	2652817A	3"	6-1/2"	9"	
Red Oak	2652818A	3"	6-1/2"	9"	
Cherry*	2652810A	3"	8"	12"	
Maple	2652811A	3"	8"	12"	
Paint Grade	2652812A	3"	8"	12"	
Red Oak	2652813A	3"	8"	12"	

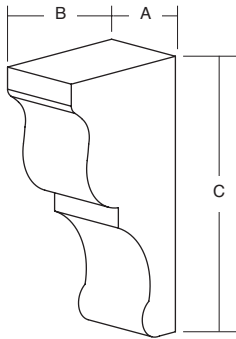
Eaton Corbel

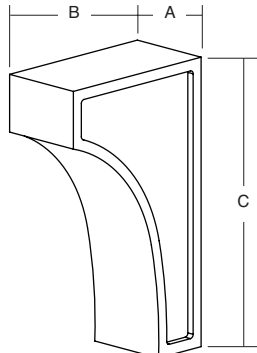


Specie	Part No.	Dimension			Price
		A	B	C	
Cherry*	2652855A	1-3/4"	3-1/4"	6-5/16"	
Maple	2652856A	1-3/4"	3-1/4"	6-5/16"	
Paint Grade	2652857A	1-3/4"	3-1/4"	6-5/16"	
Red Oak	2652858A	1-3/4"	3-1/4"	6-5/16"	
Cherry*	2652850A	1-3/4"	4"	7-3/4"	
Maple	2652851A	1-3/4"	4"	7-3/4"	
Paint Grade	2652852A	1-3/4"	4"	7-3/4"	
Red Oak	2652853A	1-3/4"	4"	7-3/4"	
Cherry*	2652845A	1-3/4"	5"	9-9/16"	
Maple	2652846A	1-3/4"	5"	9-9/16"	
Paint Grade	2652847A	1-3/4"	5"	9-9/16"	
Red Oak	2652848A	1-3/4"	5"	9-9/16"	
Cherry*	2652840A	1-3/4"	6-1/2"	12-1/2"	
Maple	2652841A	1-3/4"	6-1/2"	12-1/2"	
Paint Grade	2652842A	1-3/4"	6-1/2"	12-1/2"	
Red Oak	2652843A	1-3/4"	6-1/2"	12-1/2"	
Cherry*	2652875A	3"	3-1/4"	6-5/16"	
Maple	2652876A	3"	3-1/4"	6-5/16"	
Paint Grade	2652877A	3"	3-1/4"	6-5/16"	
Red Oak	2652878A	3"	3-1/4"	6-5/16"	
Cherry*	2652870A	3"	4"	7-3/4"	
Maple	2652871A	3"	4"	7-3/4"	
Paint Grade	2652872A	3"	4"	7-3/4"	
Red Oak	2652873A	3"	4"	7-3/4"	
Cherry*	2652865A	3"	5"	9-9/16"	
Maple	2652866A	3"	5"	9-9/16"	
Paint Grade	2652867A	3"	5"	9-9/16"	
Red Oak	2652868A	3"	5"	9-9/16"	
Cherry*	2652860A	3"	6-1/2"	12-1/2"	
Maple	2652861A	3"	6-1/2"	12-1/2"	
Paint Grade	2652862A	3"	6-1/2"	12-1/2"	
Red Oak	2652863A	3"	6-1/2"	12-1/2"	

*Alder available, price as Cherry.
Standard lead-time is 7-10 days, expedites not available.

Wood Corbels (continued)

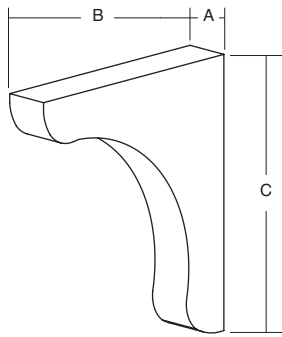
Jennings Corbel					
					
Specie	Part No.	Dimension			Price
		A	B	C	
Cherry*	2652750A	1-3/4"	3-1/2"	6-1/8"	
Maple	2652751A	1-3/4"	3-1/2"	6-1/8"	
Paint Grade	2652752A	1-3/4"	3-1/2"	6-1/8"	
Red Oak	2652753A	1-3/4"	3-1/2"	6-1/8"	
Cherry*	2652745A	1-3/4"	4-1/4"	7-1/2"	
Maple	2652746A	1-3/4"	4-1/4"	7-1/2"	
Paint Grade	2652747A	1-3/4"	4-1/4"	7-1/2"	
Red Oak	2652748A	1-3/4"	4-1/4"	7-1/2"	
Cherry*	2652740A	1-3/4"	4-7/8"	9-1/2"	
Maple	2652741A	1-3/4"	4-7/8"	9-1/2"	
Paint Grade	2652742A	1-3/4"	4-7/8"	9-1/2"	
Red Oak	2652743A	1-3/4"	4-7/8"	9-1/2"	
Cherry*	2652735A	1-3/4"	6-9/16"	12-3/4"	
Maple	2652736A	1-3/4"	6-9/16"	12-3/4"	
Paint Grade	2652737A	1-3/4"	6-9/16"	12-3/4"	
Red Oak	2652738A	1-3/4"	6-9/16"	12-3/4"	
Cherry*	2652770A	3"	3-1/2"	6-1/8"	
Maple	2652771A	3"	3-1/2"	6-1/8"	
Paint Grade	2652772A	3"	3-1/2"	6-1/8"	
Red Oak	2652773A	3"	3-1/2"	6-1/8"	
Cherry*	2652765A	3"	4-1/4"	7-1/2"	
Maple	2652766A	3"	4-1/4"	7-1/2"	
Paint Grade	2652767A	3"	4-1/4"	7-1/2"	
Red Oak	2652768A	3"	4-1/4"	7-1/2"	
Cherry*	2652760A	3"	4-7/8"	9-1/2"	
Maple	2652761A	3"	4-7/8"	9-1/2"	
Paint Grade	2652762A	3"	4-7/8"	9-1/2"	
Red Oak	2652763A	3"	4-7/8"	9-1/2"	
Cherry*	2652755A	3"	6-9/16"	12-3/4"	
Maple	2652756A	3"	6-9/16"	12-3/4"	
Paint Grade	2652757A	3"	6-9/16"	12-3/4"	
Red Oak	2652758A	3"	6-9/16"	12-3/4"	

Houghton Corbel					
					
Specie	Part No.	Dimension			Price
		A	B	C	
Cherry*	2652965A	3"	3"	5"	
Maple	2652966A	3"	3"	5"	
Paint Grade	2652967A	3"	3"	5"	
Red Oak	2652968A	3"	3"	5"	
Cherry*	2652960A	3"	4-1/2"	7-1/2"	
Maple	2652961A	3"	4-1/2"	7-1/2"	
Paint Grade	2652962A	3"	4-1/2"	7-1/2"	
Red Oak	2652963A	3"	4-1/2"	7-1/2"	
Cherry*	2652955A	3"	6"	10"	
Maple	2652956A	3"	6"	10"	
Paint Grade	2652957A	3"	6"	10"	
Red Oak	2652958A	3"	6"	10"	
Cherry*	2652950A	3"	8-1/2"	14"	
Maple	2652951A	3"	8-1/2"	14"	
Paint Grade	2652952A	3"	8-1/2"	14"	
Red Oak	2652953A	3"	8-1/2"	14"	
Cherry*	2652945A	4-3/4"	12"	22"	
Maple	2652946A	4-3/4"	12"	22"	
Paint Grade	2652947A	4-3/4"	12"	22"	
Red Oak	2652948A	4-3/4"	12"	22"	

*Alder available, price as Cherry.
Standard lead-time is 7-10 days, expedites not available.

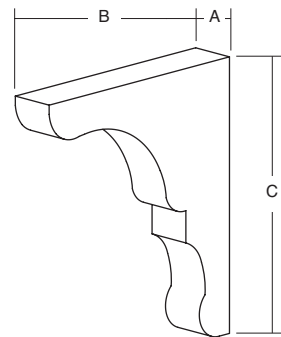
Wood Corbels (continued)

Concord Bracket



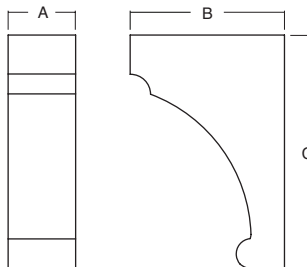
		Dimension			Price
Specie	Part No.	A	B	C	
Cherry*	2652935A	1-3/4"	10"	10"	
Maple	2652936A	1-3/4"	10"	10"	
Paint Grade	2652937A	1-3/4"	10"	10"	
Red Oak	2652938A	1-3/4"	10"	10"	
Cherry*	2652940A	3"	10"	10"	
Maple	2652941A	3"	10"	10"	
Paint Grade	2652942A	3"	10"	10"	
Red Oak	2652943A	3"	10"	10"	

Jennings Bracket



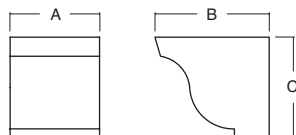
		Dimension			Price
Specie	Part No.	A	B	C	
Cherry*	2652780A	1-3/4"	10"	10"	
Maple	2652781A	1-3/4"	10"	10"	
Paint Grade	2652782A	1-3/4"	10"	10"	
Red Oak	2652783A	1-3/4"	10"	10"	
Cherry*	2652785A	3"	10"	10"	
Maple	2652786A	3"	10"	10"	
Paint Grade	2652787A	3"	10"	10"	
Red Oak	2652788A	3"	10"	10"	

Simplicity Corbel



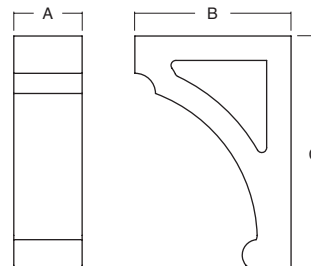
		Dimension			Price
Specie	Part No.	A	B	C	
Cherry	2655693A	2-3/4"	6"	10"	
Maple	2655694A	2-3/4"	6"	10"	
Paint Grade	2655695A	2-3/4"	6"	10"	
Red Oak	2655696A	2-3/4"	6"	10"	
Cherry	2655688A	3-1/2"	8"	12"	
Maple	2655689A	3-1/2"	8"	12"	
Paint Grade	2655690A	3-1/2"	8"	12"	
Red Oak	2655691A	3-1/2"	8"	12"	

Simplicity Corbel



		Dimension			Price
Specie	Part No.	A	B	C	
Cherry*	2655683A	4-1/2"	5-3/4"	5"	
Maple	2655684A	4-1/2"	5-3/4"	5"	
Paint Grade	2655685A	4-1/2"	5-3/4"	5"	
Red Oak	2655686A	4-1/2"	5-3/4"	5"	

Simplicity Routed Corbel

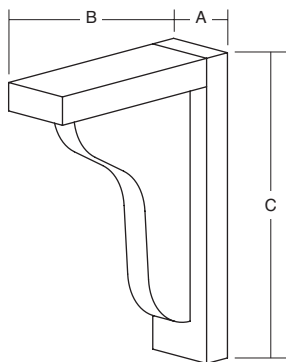


		Dimension			Price
Specie	Part No.	A	B	C	
Cherry*	2655658A	3-1/2"	8"	12"	
Maple	2655659A	3-1/2"	8"	12"	
Paint Grade	2655660A	3-1/2"	8"	12"	
Red Oak	2655661A	3-1/2"	8"	12"	

*Alder available, price as Cherry.
Standard lead-time is 7-10 days, expedites not available.

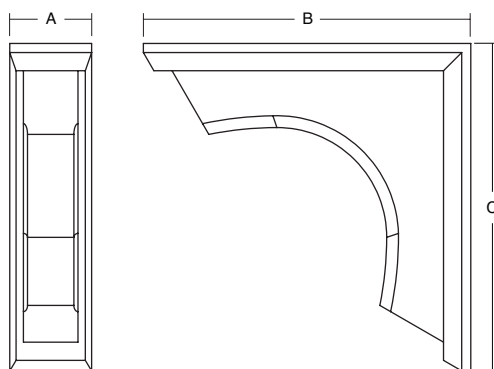
Wood Corbels (continued)

Counter Support Bracket (must purchase in pairs)



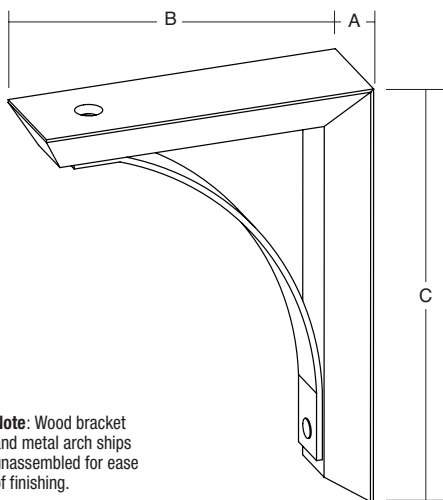
Specie	Part No.	Dimension			Price ea.
		A	B	C	
Alder	2200186	1-15/16"	5-15/16"	8-1/16"	
Cherry	2200183	1-15/16"	5-15/16"	8-1/16"	
Maple	2200184	1-15/16"	5-15/16"	8-1/16"	
Red Oak	2200185	1-15/16"	5-15/16"	8-1/16"	
Alder	2200182	1-15/16"	7-15/16"	10-1/16"	
Cherry	2200179	1-15/16"	7-15/16"	10-1/16"	
Maple	2200180	1-15/16"	7-15/16"	10-1/16"	
Red Oak	2200181	1-15/16"	7-15/16"	10-1/16"	

Laurel Bracket



Specie	Part No.	Dimension			Price
		A	B	C	
Alder	2655823A	1-1/4"	5"	5"	
Cherry	2655824A	1-1/4"	5"	5"	
Maple	2655825A	1-1/4"	5"	5"	
Red Oak	2655822A	1-1/4"	5"	5"	
Alder	2655827A	3-3/4"	9"	9"	
Cherry	2655828A	3-3/4"	9"	9"	
Maple	2655829A	3-3/4"	9"	9"	
Red Oak	2655826A	3-3/4"	9"	9"	
Alder	2655831A	3-3/4"	9"	14"	
Cherry	2655832A	3-3/4"	9"	14"	
Maple	2655833A	3-3/4"	9"	14"	
Red Oak	2655830A	3-3/4"	9"	14"	

Millwood Bracket with Metal Arch

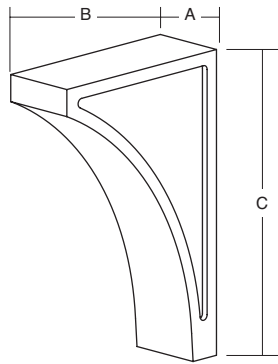


Note: Wood bracket and metal arch ships unassembled for ease of finishing.

	Specie	Part No.	Dimension			Price
			A	B	C	
Wrought Iron	Cherry	2656152	2-1/8"	7"	9"	
		2656160	2-1/8"	9"	12"	
	Maple	2656154	2-1/8"	7"	9"	
		2656162	2-1/8"	9"	12"	
	Red Oak	2656150	2-1/8"	7"	9"	
		2656158	2-1/8"	9"	12"	
	White Oak	2656156	2-1/8"	7"	9"	
		2656164	2-1/8"	9"	12"	

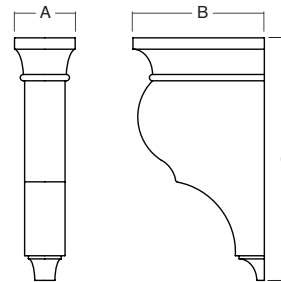
Wood Corbels (continued)

Arts & Crafts Corbel



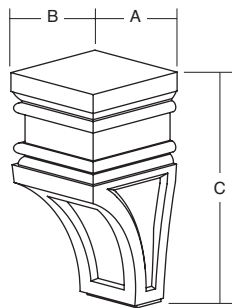
		Dimension			Price
Specie	Part No.	A	B	C	
Maple	194.69.151	3"	8"	12"	

Traditional Corbel



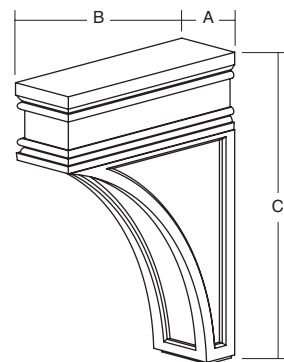
		Dimension			Price
Specie	Part No.	A	B	C	
Maple	194.69.150	3"	6-1/2"	12"	

Arts & Crafts Corbel



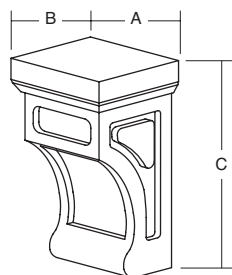
		Dimension			Price
Specie	Part No.	A	B	C	
Cherry	198.04.640	5-3/4"	3-15/16"	9"	
Maple	198.04.140	5-3/4"	3-15/16"	9"	
Cherry	198.04.650	2-7/8"	2-15/16"	6"	
Maple	198.04.150	2-7/8"	2-15/16"	6"	

Large Arts & Crafts Corbel




		Dimension			Price
Specie	Part No.	A	B	C	
Cherry*	198.04.630	2-13/16"	8-7/8"	12"	
Maple	198.04.130	2-13/16"	8-7/8"	12"	

Small Shaker Corbel



		Dimension			Price
Specie	Part No.	A	B	C	
Cherry*	2655663A	4"	3-1/2"	6-3/4"	
Maple	2655664A	4"	3-1/2"	6-3/4"	
Paint Grade	2655665A	4"	3-1/2"	6-3/4"	
Red Oak	2655666A	4"	3-1/2"	6-3/4"	

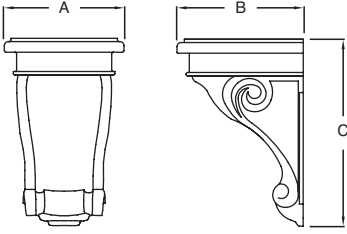
Medium Shaker Corbel

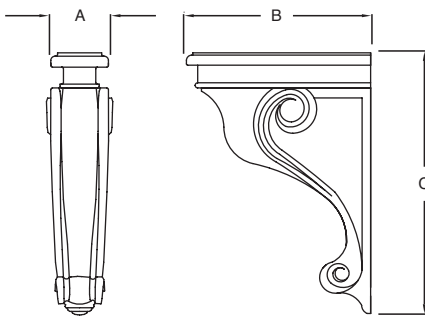


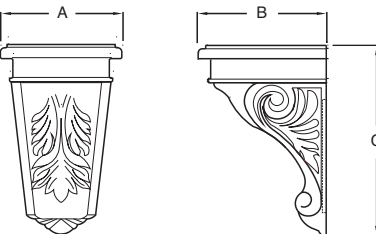
		Dimension			Price
Specie	Part No.	A	B	C	
Cherry*	2655668A	5-3/8"	6-3/4"	13-3/8"	
Maple	2655669A	5-3/8"	6-3/4"	13-3/8"	
Paint Grade	2655670A	5-3/8"	6-3/4"	13-3/8"	
Red Oak	2655671A	5-3/8"	6-3/4"	13-3/8"	

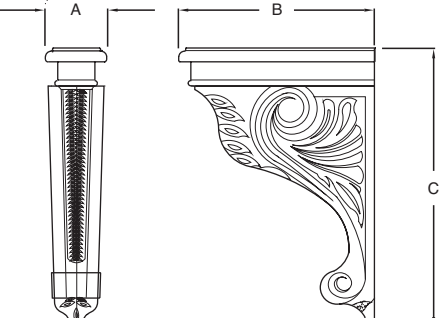
*Alder available, price as Cherry.
Standard lead-time is 7-10 days, expedites not available.


Wood Corbels (continued)

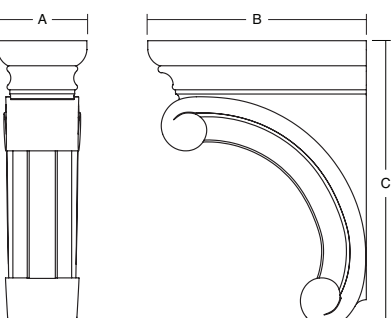
Scroll Corbel					
					
		Dimension			Price
Specie	Part No.	A	B	C	
Cherry	194.69.605	5-3/4"	6-1/16"	9"	
Maple	194.69.105	5-3/4"	6-1/16"	9"	

Scroll Corbel					
					
		Dimension			Price
Specie	Part No.	A	B	C	
Cherry	194.69.606	2-7/8"	9-3/16"	13"	
Maple	194.69.106	2-7/8"	9-3/16"	13"	

Acanthus Corbel					
					
		Dimension			Price
Specie	Part No.	A	B	C	
Cherry	194.69.604	5-3/4"	6-1/16"	9"	
Maple	194.69.104	5-3/4"	6-1/16"	9"	

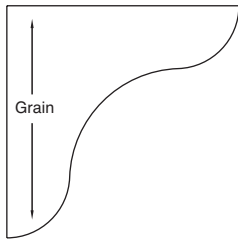
Acanthus Corbel					
					
		Dimension			Price
Specie	Part No.	A	B	C	
Cherry	194.69.608	2-7/8"	9-3/16"	13"	
Maple	194.69.108	2-7/8"	9-3/16"	13"	

Scroll Routed Corbel					
					
		Dimension			Price
Specie	Part No.	A	B	C	
Cherry*	2655653A	3-1/2"	7"	14"	
Maple	2655654A	3-1/2"	7"	14"	
Red Oak	2655656A	3-1/2"	7"	14"	

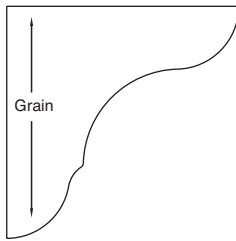
Isabelle Corbel					
					
		Dimension			Price
Specie	Part No.	A	B	C	
Cherry	2655803A	2"	2-3/4"	4"	
Maple	2655804A	2"	2-3/4"	4"	
Cherry	2655806A	2-1/2"	6-1/8"	8"	
Maple	2655807A	2-1/2"	6-1/8"	8"	
Cherry	2655809A	4"	9-1/2"	14"	
Maple	2655810A	4"	9-1/2"	14"	

*Alder available, price as Cherry.
Standard lead-time is 7-10 days, expedites not available.

Wood Knee Brackets



Style "A"



Style "B"

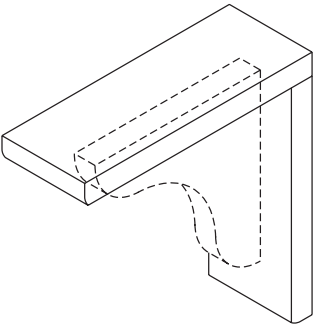
- All published species available.
- Use Design Charge plus square foot Material Charge.
- Material Category B.
- 3/4" thick standard, 1" thick optional (bracket only).
- Available unfinished or finished. See the Finishing Program Section for availability and pricing.
- 10 day Standard lead-time, 2 day Code Red expedite lead-time; add 5-6 days for finishing.

Knee Brackets		
Size	Style "A"	Style "B"
6" x 6"		
9" x 9"		
12" x 12"		

Installation Cleats

- All published species available.
- Use Design Charge plus square foot Material Charge.
- Material Category B.
- Installation cleats sold in pairs.
- Brackets are 3/4" x 3" wide, sized 1-1/2" longer than the appropriate bracket for installation.
- Top cleat is designed to overlap back cleat by 3/4".
- Machine edge two long and one short edge; B2 profile on one short edge (leading edge).
- Available unfinished or finished. See the Finishing Program Section for availability and pricing.
- 10 day Standard lead-time, 2 day Code Red expedite lead-time; add 5-6 days for finishing.

Installation Cleats		
Cleat Size	Bracket Size	Design Charge
Top: 3" x 8-1/4"	6" x 6"	
Back: 3" x 7-1/2"		
Top: 3" x 11-1/4"	9" x 9"	
Back: 3" x 10-1/2"		
Top: 3" x 14-1/4"	12" x 12"	
Back: 3" x 13-1/2"		



Standard lead-time is 7-10 days, expedites not available.