

TEDD WOOD

FINE CABINETRY



CUSTOM, FULL ACCESS CABINETRY...
AT AN AFFORDABLE PRICE



LUXURY LINE

FULL ACCESS CABINETRY

WWW.TEDDWOOD.COM



CLASSICS

- *More than 100 door styles*
- *Catalyzed Conversion Varnish stain and paint colors*
- *Create your own unique look with our Shadow and Antiquing finish options.*
- *Customize and coordinate your new space with over 1,000 Sherwin Williams paint colors or duplicate your unique hue in our Custom Color Lab.*
- *Plywood Construction is Standard*




WOOD SPECIES




Cherry / Rustic Cherry

The sapwood is light yellow to white and the heartwood is brownish with green tinge which darkens upon exposure to a deep reddish brown with a golden luster. There are occasional pitch pockets, mineral streaks, pin knots and gum in the wood. Rustic Cherry will have more prevalent split knots and open knots. Over time and with exposure to sunlight Cherry / Rustic Cherry will darken slightly in color.



Quarter Sawn White Oak

The sapwood of oak is white to very light brown. Heartwood is light to dark brown. Oak wood has a coarse texture which is heavy, straight-grained, hard, tough, very stiff and strong. "Quarter Sawn" grade is specially cut White Oak lumber where logs are quartered and sliced across the grain resulting in a tight, straight grain pattern. Quarter Sawn lumber contains a distinct characteristic called medullar wood rays or "flake".



Walnut

Walnut is a heavy, strong wood that ranges in color from off-white to dark brown. It can have curly grain, steaky color and occasional mineral and pin knots.



Maple

Hard white maple has a fine, uniform texture with curly grain, sugar streaks, occasional mineral streaks and pin knots. It is heavy, strong, stiff, hard and resistant to shock. The color ranges from white with a slight reddish-brown tinge to a light reddish-brown.



Alder / Knotty Alder

Alder has a consistent color that ranges from pale pinkish-brown to almost white. It has a fine, straight, tight grain with uniform texture with some small pin knots that form a beautiful swirl. Knotty Alder is more rustic in appearance with large split knots and open knots that vary in size.

DOOR STYLES

Your cabinet door style can be one of the most important factors in your kitchen's new design. LUXURY LINE offers a complete selection of doors and drawer fronts to fit every kitchen and bathroom need. From a traditional raised panel door to contemporary slab doors, we offer the right door to make you home uniquely yours.



ALAMEDA RP
Frosty White w/ Bold
Pewter Shadow



ARCADIA RP
Dovetone on Maple




ARLINGTON RRP
Auburn w/ Lite Black
Shadow on Alder



ASPEN RP
Web Gray on Maple



BOARDWALK RRP
Natural on Maple



BROADWAY RRP
Espresso on Maple



BROOKFIELD RP
Natural w/ Lite Coffee
Shadow on Knotty Alder



CAMDEN RRP
Wheat on Cherry



CAPITOL RP
Monument Gray on MDF



CHADWICK RRP
White on QTR Sawn
White Oak



CHARLESTON RRP
Naval w/ Bold Black
Shadow



COASTAL RRP
Leather Brown on Cherry



COOPERSTOWN RP
Leather Brown on Walnut



COVINA RP
Pumice w/ Lite Brown Shadow




CYPRESS RP
Heritage Black Antiqued
on Maple



EMPIRE II FP
Egg Shell on Maple



FAIRFIELD RP
Frosty White w/ Lite
Brown Shadow



FOUR CORNERS
Richmond on Cherry



FRENCH QUARTER RRP
Leather Brown on
QTR Sawn White Oak



GETTYSBURG RRP
Auburn on Rustic Cherry



GRACELAND FP
First Star on Maple



GLENDALE RRP
Charcoal on
QTR Sawn White Oak



HILLCREST RP
Colonial w/Bold Black Shadow
on Cherry



HUDSON RP
Ash Gray on Maple



KENSINGTON RP
Leather Brown w/ Lite Black
Shadow on Maple



LIBERTY RRP
Cobblestone on
QTR Sawn White Oak



LINCOLN FP
Graystone on Maple



LOOMIS RP
Denim on Cherry



LOUVRE-SOLID
Slate on Maple



LOUVRE-VENTED
Flagstone on Maple



MADISON SQUARE RP
Colonial on Cherry



MIDTOWN RP
Heritage Black on Maple



MIRAGE RRP
Richmond on Cherry



MONTICELLO RRP
Natural on QTR Sawn White Oak



NAPA FP
Rookwood Shutter Green
w/ Lite Coffee Shadow



NEWPORT RP
Espresso on Alder



NIAGARA FP
Pumice on Maple



OASIS RRP
Morning Mist w/ Bold Black
Shadow on Alder



POMONA FP
Graystone on Maple



PRESTON RP
Slate w/ Bold Brushed
Black Shadow



RAINIER RRP
Natural on Walnut



RIDGECREST RP
Egg Shell on Maple




ROCKVILLE RRP
Pure White on Maple



RUSHMORE FP
White on Maple



SAXONY RP
Natural w/Bold Brown
Shadow on Maple



SEASIDE
Morning Mist on Rift Cut White
Oak - Horizontal Grain



STOCKTON FP
Espresso on QTR Sawn
White Oak



TEMPLETON RP
Colonial w/ Bold Black Shadow
on Alder



TETON FP
Morning Fog w/ Lite Black
Shadow



UPLAND III RRP
Natural on Cherry



UPLAND IV RRP
Sand on Maple



VALLEY FORGE RP
Leather Brown on Walnut



VERO RP
Dover White w/ Lite
Coffee Shadow



WAKEFIELD RRP
Roasted Almond on Alder



WATERFRONT RP
Natural w/ Lite Coffee Shadow
on Cherry



WESTMINSTER RRP
Gale Force on Maple



WHITE HOUSE RP
White on MDF



WINDOVER RP
Cape May on QTR Sawn
White Oak



WOODMONT FP
Cottage Blue w/ Lite
Black Brushed Shadow



YELLOWSTONE RRP
Morning Mist w/ Bold Black
Shadow on QTR Sawn White Oak

1" THICK SERIES DOORS



BOULDER (1" SERIES)
Homburg Gray on MDF



BRECKENRIDGE II (1" SERIES)
Alabaster on MDF



BURLINGTON (1" SERIES)
Morning Mist on Maple



FARGO (1" SERIES)
Denim w/ Bold Coffee
Shadow on Cherry



GASTON RP (1" SERIES)
Quarry on Maple



MILFORD RRP (1" SERIES)
Dover White on Maple



NEWMAN RRP (1" SERIES)
Cobblestone on Cherry



OMAHA II (1" SERIES)
Leather Brown on Walnut



PORTLAND (1" SERIES)
Gray Matters on Maple



PORTOFINO FP (1" SERIES)
Monument Gray on MDF



TOPEKA (1" SERIES)
Natural w/ Lite White Shadow
on Rift Cut White Oak

OPTIONAL OUTSIDE EDGES


Eased Edge

Transitional Edge


DRAWER HEAD OPTIONS



Slab




Decorative Slab



Flat Panel



Raised Panel



FORTRESS COLLECTION

Our **Fortress Collection** includes unique and various hand-applied antiqued and/or distressed finishes which create an aged and timeless look that will help you achieve that **old world** expression for your home.



Alamo

Available in Cherry, Rustic Cherry, Alder and Knotty Alder.



Bragg

Available in Maple.



Independence

Available in Maple.




Loudon

Available in Quarter Sawn White Oak.



MacArthur

Available in Maple.



McHenry

Available in Maple and Cherry.



Meade

Available in Knotty Alder.




Sumter

Available in Quarter Sawn White Oak.



Ticonderoga

Available in Quarter Sawn White Oak.



TIDEWATER COLLECTION

Our **Tidewater Collection** includes unique and various hand-applied antiqued and/or distressed finishes which create a weathered look giving the appearance of a piece of old driftwood, weathered fence, or antique barn plank.



Avalon

Available in Quarter Sawn White Oak.



Cape Cod

Available in Quarter Sawn White Oak.



Cape May

Available in Quarter Sawn White Oak.



Clearwater

Available in Quarter Sawn White Oak.



Mystic

Available in Quarter Sawn White Oak.



Montauk


Available in Quarter Sawn White Oak.




Tybee

Available in Quarter Sawn White Oak.

PAINTS



PAINT WITH GLAZE



STAINS

MAPLE



Dovetone



Natural



Sand



Wheat



Colonial




Acorn



Auburn



Roasted Almond



Leather Brown



Espresso



Morning Mist



Cobblestone



Onyx

CHERRY/ALDER (also available in Rustic Cherry and Knotty Alder)



Natural



Sand



Wheat



Acorn



Auburn



Colonial



Leather Brown



Cordovan



Richmond



Roasted Almond



Denim



Morning Mist



Espresso



Charcoal



Cobblestone



Onyx

QTR SAWN WHITE OAK



Dovetone



Natural



Sand



Wheat



Morning Mist



Auburn




Colonial



Roasted Almond



Leather Brown



Cordovan



Charcoal



Cobblestone



Onyx



Espresso

WALNUT



Natural



Natural - Tinted




Espresso



Leather Brown

GLAZING PACKAGES



Lite Shadow

The finish look is achieved by applying glaze to the entire base color, wiping off by hand, with the flat surfaces wiped clean and careful attention paid to the minimal hang-up remaining in the corners and profiles of the door and drawer.



Bold Shadow

Another glaze-enhancing option, this rich look is achieved by applying glaze to the entire base finish, carefully wiping off by hand with detailed attention to achieving a heavier, bolder, well-defined glaze of the straight lines and profiles of the door and drawer.



Lite Brushed Shadow

The third of the glaze options, this subtle look combines the technique of Lite Shadow along with a dry brushing of glaze on the flat surfaces of the frame and panel of the door and drawer.




Bold Brushed Shadow

The last of the glaze options, this classy look combines the technique of Bold Shadow along with a dry brushing of glaze on the flat surfaces of the frame and panel of the door and drawer.

DISTRESSING PACKAGES

All distressing prior to finishing



Worn Package

This subtle time-worn look is achieved by lightly distressing the wood with a random assortment of the following:

- Worm holes
- Claw hammer dents
- Dings/Dents



Weathered Package

Along with the characteristics of the WORN package, this also includes the following randomly applied features:




















- Rasping/Gouging
- Knife Splits
- Rounded/Sanded corners and profiles
- Small chisel marks

STAIN WITH GLAZE

MAPLE

								
Dovetone w/Bold Brown Shadow	Dovetone w/Bold Coffee Shadow	Dovetone w/Bold Black Shadow	Natural w/Bold Brown Shadow	Natural w/Bold Coffee Shadow	Natural w/Bold Black Shadow	Acorn w/Bold Brown Shadow	Acorn w/Bold Coffee Shadow	Acorn w/Bold Black Shadow
								
Auburn w/Bold Brown Shadow	Auburn w/Bold Coffee Shadow	Auburn w/Bold Black Shadow	Colonial w/Bold Brown Shadow	Colonial w/Bold Coffee Shadow	Colonial w/Bold Black Shadow	Leather Brown w/Bold Black Shadow	Espresso w/Bold Black Shadow	Morning Mist w/Bold Pewter Shadow
								
Morning Mist w/Bold Black Shadow								

CHERRY/ALDER (also available in Rustic Cherry and Knotty Alder)

								
Natural w/Bold Brown Shadow	Natural w/Bold Coffee Shadow	Natural w/Bold Black Shadow	Acorn w/Bold Brown Shadow	Acorn w/Bold Coffee Shadow	Acorn w/Bold Black Shadow	Auburn w/Bold Black Shadow	Colonial w/Bold Brown Shadow	Colonial w/Bold Coffee Shadow
								
Colonial w/Bold Black Shadow	Richmond w/Bold Coffee Shadow	Richmond w/Bold Black Shadow	Cordovan w/Bold Black Shadow	Leather Brown w/Bold Black Shadow	Espresso w/Bold Black Shadow	Denim w/Bold Coffee Shadow	Denim w/Bold Black Shadow	Morning Mist w/Bold Pewter Shadow
								
Morning Mist w/Bold Black Shadow								

QTR SAWN WHITE OAK

								
Dovetone w/Bold Brown Shadow	Dovetone w/Bold Coffee Shadow	Dovetone w/Bold Black Shadow	Natural w/Bold Brown Shadow	Natural w/Bold Coffee Shadow	Natural w/Bold Black Shadow	Auburn w/Bold White Shadow	Auburn w/Bold Brown Shadow	Auburn w/Bold Coffee Shadow
								
Auburn w/Bold Black Shadow	Colonial w/Bold White Shadow	Colonial w/Bold Brown Shadow	Colonial w/Bold Coffee Shadow	Colonial w/Bold Black Shadow	Cordovan w/Bold Brown Shadow	Cordovan w/Bold Coffee Shadow	Cordovan w/Bold Black Shadow	Leather Brown w/Bold White Shadow
								
Leather Brown w/Bold Pewter Shadow	Leather Brown w/Bold Black Shadow	Espresso w/Bold White Shadow	Espresso w/Bold Pewter Shadow	Morning Mist w/Bold White Shadow	Morning Mist w/Bold Pewter Shadow	Morning Mist w/Bold Black Shadow		




REFLECTIONS / TEXTURES

- *A unique collection of texture and gloss finishes on modern door styles*
- *4 interior color options*
- *Plywood cabinet construction is standard*


REFLECTIONS COLLECTION




Luxe
Cuzco Oro




Anthracita




Basalto




Black



Blanco




Cuzco Oro



Gris Metallic



Magnolia




Olmo



Roble Frappe




SMAT Antracita



SMAT Black



SMAT Cashmere




SMAT White


TEXTURES COLLECTION




Mesa
Cypress Point




Trio
City Oak




Anta
Carbone




Burned




Carbone




City Oak




Cypress Point




Graphite




Nero




Oregon Pine



Palissandro



Silver Sand



Swiss Almond

The Reflections Collection is the perfect versatile and decorative high gloss scratch-resistant surface which is well-suited for applications in any kitchen, bathroom, or office. The Reflections door is a UV-dried high gloss lacquer finish laminate on a 3/4" thick MDF panel.


The Textures Collection allows for remarkable three dimensional effects, bringing this unique surface to life and endowing it with extraordinary performance and durability. The Textures door is a woodgrain thermostructured surface on a furniture board core.



Aluminum Door Styles



AF001



AF002



AF003



AF004




AF006



AF010


Aluminum Frame Finishes



Natural Aluminum



Brushed Stainless



Chalk



Bronze Matte



Onyx (Matte Black)

Backpainted Glass Inserts




Aqua Gloss



Aqua Matte



Navy Gloss




Navy Matte




Slate Gloss



Slate Matte



Black Gloss



Black Matte



White Gloss



White Matte

Standard Door Inserts



Satin



Clear

ALUMINUM DOORS

- A contemporary option for your custom kitchen
- Available in a variety of finishes and colors providing endless design possibilities



ACCESSORIES

Put the finishing touch on your kitchen with a wide range of accessories that make life easier and minimize clutter by creating a space for everything.



LUXURY LINE

FEATURES AND WARRANTY

LUXURY LINE FEATURES

- Meet all your design needs with the near limitless options available
- 3/4" Sides, Tops, Bottoms, & Shelves
- Plywood Construction is Standard
- Customizable to 1/16"
- 13" Deep Wall Cabinets Standard
- Soft Close Doors & Drawers
- Solid Wood Dovetail or Metal Drawer Box Available
- Wall Cabinet Bottoms Finished to Match Face of Cabinet
- Catalyzed Conversion Varnish Finish
- Custom Colors Available



Limited Lifetime Warranty

TEDD WOOD
FINE CABINETS

Essential
CABINETS GROUP

WWW.TEDDWOOD.COM