

Alternative Materials

Designer and consumer preferences are constantly evolving, with painted finishes and textured Thermally Fused Laminates & melamines continuing to play a prominent role in the kitchen market.

For painted finishes, Conestoga offers a broad selection of MDF doors and drawer fronts, in both 1-Piece and 5-Piece products, including 1-Piece face routed designs and 5-Piece mortise & tenon, mitered, applied moulding and grooved panel doors and drawer fronts. With over 50 MDF door designs to choose from, our MDF products provide the perfect canvas for painted finishes without the expansion-contraction issues associated with painted wood.

Conestoga’s Alternative Material programs consist of six different material collections, with a palette of more than 70 colors in varying textures and finishes. Programs include Decorative Laminate Veneers (DLV - Allure), Thermally Textured Surfaces (TTS - Intrigue, Strata & Vogue), Synchronicity High Gloss and Synchronicity Super Matte. Ranging from the ultra-modern High Gloss and Super Matte Slab doors and drawer fronts, to the more transitional 5-Piece DLV products and Slab, 3-Piece and 5-Piece TTS door designs, these products provide the versatility needed in the kitchen, bath, closet or other rooms throughout the house.

Additional design options include High Gloss and TTS Sequential Grain Matching, and Aluminum Hand Pulls for all Slab designs. Matching accessories are also available within each product line, but vary by collection.

Alternative Materials Table of Contents

MDF – 1-Piece Doors & Drawer Fronts 5.2-5.9

MDF – 5-Piece Doors & Drawer Fronts 5.10-5.29

DLV – Allure Doors, Drawer Fronts & Accessories..... 5.30-5.49

TTS – Intrigue Doors & Drawer Fronts 5.50-5.51B

TTS – Strata Doors & Drawer Fronts 5.52-5.53B

TTS – Vogue Doors & Drawer Fronts 5.54-5.55B

TTS – Sequential Grain Match Option 5.56

TTS – Accessories 5.57-5.62

Synchronicity – High Gloss PET, UV Lacquer Doors & Drawer Fronts 5.64-5.65

Synchronicity – Super Matte Doors & Drawer Fronts 5.66-5.67

Synchronicity – High Gloss Sequential Grain Match Option 5.68

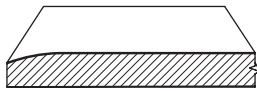
Synchronicity Accessories..... 5.69-5.72

1-Piece MDF Door Designs




Corsica

matching drawer front available

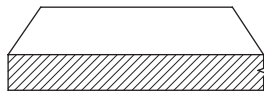


3" x 3"
Max: 48" x 96"



Slab

matching drawer front available

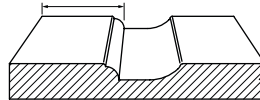


1-1/4" x 1-1/4"
Max: 48" x 96"



10RC

matching drawer front available

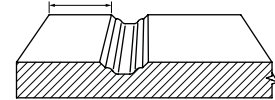


7-5/8" x 7-5/8"
Max: 48" x 96"
2-5/16" framing




10RC2

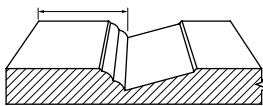
matching drawer front available



5-7/8" x 5-7/8"
Max: 48" x 96"
1-3/4" framing



10SQ1

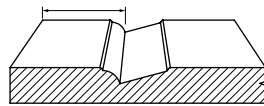


8-1/2" x 8-1/2"
Max: 48" x 96"
(single panel only)
2-1/2" framing



10SQ2

matching drawer front available

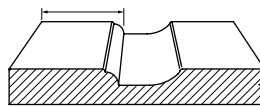


7-7/8" x 7-7/8"
Max: 48" x 96"
(single panel only)
2-5/16" framing



10SQ3

matching drawer front available



7-7/8" x 7-7/8"
Max: 48" x 96"
2-5/16" framing

Framing width listed is determined by measuring between the points indicated on the top edge of the cross section drawings. Note that the 10RC2 includes only the face of the framing. All MDF products utilize TSCA/CARB2 compliant materials.

Offering And Availability

All Conestoga products are available in a wide variety of specifications to satisfy your custom needs. The information below indicates any exceptions or limitations pertaining to the designs on the previous page. For a detailed listing of a particular product specification, refer to the page indicated.

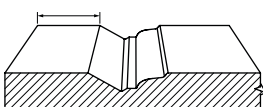
Material	
Material Pricing Guide	Corsica – 3/4" MDF only. All other designs – 3/4" and 1" MDF. Note: There is a maximum of 7 square feet for products made with 1" thick MDF. Any 1" MDF product exceeding 7 square feet will be processed through Special Designs and incur additional fees due to labor charges to safely handle these heavy items.
Edge Profiles	
pg 7.1	Corsica – design specific, no options available. All other designs – B-2, C-2, H-2, L-059 L-149, L-253, L-382, L-686, L-803, L-1160, LC-2, Machine Edge, PRS-2 and V-2 available in 3/4" and 1". L-034 – available in 3/4" only.
Framing Beads	
	All designs – design specific, no options available.
Panel Raises	
pg 7.2A	All profiles are design specific, no options. The 10RC and 10RC2 doors are radiused on the inside corners of the framing. The 10SQ1, 10SQ2 and 10SQ3 are square on the inside corners of the framing. MDF products greater than 26" wide or 48" high will be made with two equal panels, unless otherwise specified by the customer, except the 10SQ1 and 10SQ2 designs which are available in single panel only.
Finishing	
pgs 8.1-8.18	All available with Colourtones, primers and Prism Paints.
Options	
pgs 7.3-7.15	All designs – back-routed hand pull, distressing levels 1 and 2, sample ID label, seal coat, concealed hinge boring and Soss hinge rout only. Concealed hinge boring Pattern B not available with 10RC2.
Mullions/Frame Only	
pg 6.1-6.3	All designs - available in frame only and mullions except Slab. Standard lite mullion configurations available with Corsica, 10RC, 10RC2 and 10SQ3. Mullions not available with Slab, 10SQ1 and 10SQ2.
Matching/Complementary Drawer Fronts	
pgs 5.6-5.7	All available except 10SQ1.

1-Piece MDF Door Designs



10SQ5

matching drawer front available

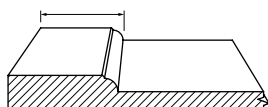


7-5/8" x 7-5/8"
Max: 48" x 96"
1-3/4" framing




10SQF1

matching drawer front available

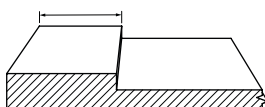


6-5/8" x 6-5/8"
Max: 42" x 96"
2-5/16" framing
Regular Bead




10SQF2

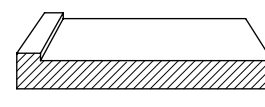
matching drawer front available




6-5/8" x 6-5/8"
Max: 42" x 96"
2-5/16" framing
Square Bead



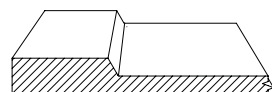
10SQF3




3-5/8" x 3-5/8"
Max: 48" x 96"
Inside corners have a
1/16" radius
1/2" framing
Square Bead



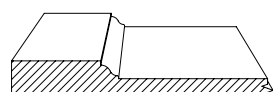
10SQF4




7" x 7"
Max: 48" x 96"
2-5/16" framing
F-1223 Bead



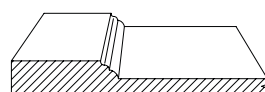
10SQF5




7" x 7"
Max: 48" x 96"
2-5/16" framing
Ogee Bead



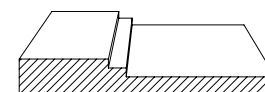
10SQF6



7" x 7"
Max: 48" x 96"
2-5/16" framing
F-877 Bead



10SQF7



7" x 7"
Max: 48" x 96"
Inside corners have a
1/16" radius
2-5/16" framing
Double Step
Square Bead

Framing width listed is determined by measuring between the points indicated on the top edge of the cross section drawings. Note that the 10SQ5 includes only the face of the framing. All MDF products utilize TSCA/CARB2 compliant materials.

Offering And Availability

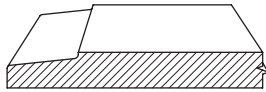
All Conestoga products are available in a wide variety of specifications to satisfy your custom needs. The information below indicates any exceptions or limitations pertaining to the designs on the previous page. For a detailed listing of a particular product specification, refer to the page indicated.

Material	
Material Pricing Guide	10SQF1, 10SQF2, 10SQF3, 10SQF4, 10SQF5, 10SQF6 and 10SQF7 – 1SGP (One Side Glueable Paintable) 3/4" MDF only. 10SQ5 – 3/4" and 1" MDF. Note: There is a maximum of 7 square feet for products made with 1" thick MDF. Any 1" MDF product exceeding 7 square feet will be processed through Special Designs and incur additional fees due to labor charges to safely handle these heavy items.
Edge Profiles	
pg 7.1	10SQF5 - B-2, C-2, H-2, L-059, L-149, L-253, L-382, L-686, L-803, L-1160, LC-2, Machine Edge, PRS-2 and V-2 available in 3/4" and 1", L-034 – available in 3/4" only. 10SQF3 - B-2, C-2, L-034, L-059, L-149, L-253, L-382, L-686, L-803, L-1160, LC-2, Machine Edge, PRS-2 and V-2. All other designs - B-2, C-2, H-2, L-034, L-059, L-149, L-253, L-382, L-686, L-803, L-1160, LC-2, Machine Edge, PRS-2 and V-2.
Framing Beads	
	All designs – design specific, no options available.
Panel Raises	
pg 7.2A	All designs – design specific, no options available. 10SQ5, 10SQF1, 10SQF2 10SQF4, 10SQF5 and 10SQF6 are square on the interior corners of the framing. The 10SQF3 and 10SQF7 interior corners have a 1/16" radius. MDF products greater than 26" wide or 48" high will be made with two equal panels, unless otherwise specified by the customer.
Finishing	
pgs 8.1-8.18	All available with Colourtones, primers and Prism Paints. Note: 10SQF1, 10SQF2, 10SQF3, 10SQF4, 10SQF5, 10SQF6 and 10SQF7- not eligible for Ebony Colourtone, Regent Blue Colourtone or Prism Paint Deeptones.
Options	
pgs 7.3-7.15	All designs – back-routed hand pull, distressing levels 1 and 2, sample ID label, seal coat, concealed hinge boring only. Concealed hinge boring Pattern B not available with 10SQ5. Soss hinge rout available on all designs except 10SQF3.
Mullions/Frame Only	
pgs 6.1-6.3	All designs - available in frame only and mullions except 10SQF3. For 10SQF3 order as 10SQF2 with a 5/32" recess.
Matching/Complementary Drawer Fronts	
pg 5.6-5.9	All available.

1-Piece MDF Drawer Fronts



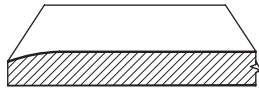
#10



3" x 3"



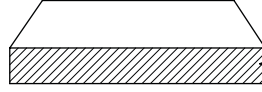
Corsica



3" x 3"



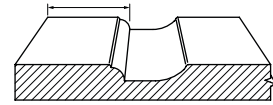
Slab



1-1/4" x 1-1/4"



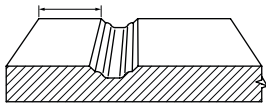
10RC



7-5/8" x 6"
1-3/16" rails
2-5/16" stiles



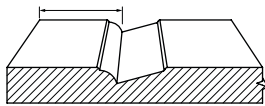
10RC2



5-7/8" x 5"
1" rails
1-3/4" stiles



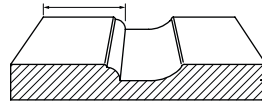
10SQ2



7-7/8" x 5-3/4"
1-1/4" rails
2-5/16" stiles



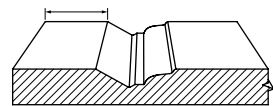
10SQ3



7-7/8" x 5-3/4"
1-1/4" rails
2-5/16" stiles



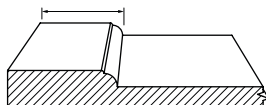
10SQ5



7-5/8" x 6"
3/4" rails
1-3/4" stiles



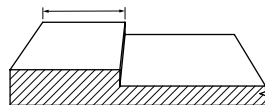
10SQF1



6-5/8" x 5"
1-3/16" rails
2-5/16" stiles
Regular Bead



10SQF2



6-5/8" x 5"
1-3/16" rails
2-5/16" stiles
Square Bead


Framing width listed is determined by measuring between the points indicated on the top edge of the cross section drawings. Note that the 10RC2 and 10SQ5 include only the face of the framing. All MDF products utilize TSCA/CARB2 compliant materials.

Offering And Availability

All Conestoga products are available in a wide variety of specifications to satisfy your custom needs. The information below indicates any exceptions or limitations pertaining to the designs on the previous page. For a detailed listing of a particular product specification, refer to the page indicated.

Material	
Material Pricing Guide	10SQF1 and 10SQF2 – 3/4" 1SGP (One Side Glueable Paintable) MDF only. Corsica – 3/4" MDF only. All other designs – 3/4" and 1" MDF. Note: There is a maximum of 7 square feet for products made with 1" thick MDF. Any 1" MDF product exceeding 7 square feet will be processed through Special Designs and incur additional fees due to labor charges to safely handle these heavy items.
Edge Profiles	
pg 7.1	Corsica – design specific, no options available. 3/4" #10 – B-2, C-2, H-2, L-059, L-149, L-253, L-382, L-686, L-803, L-1160, LC-2, Machine Edge, PRS-2 and V-2 profiles only. All other 3/4" designs – B-2, C-2, H-2, L-034, L-059 L-149, L-253, L-382, L-686, L-803, L-1160, LC-2, Machine Edge, PRS-2 and V-2 profiles only. All 1" designs – B-2, C-2, H-2, L-059, L-149, L-253, L-382, L-686, L-803, L-1160, LC-2, Machine Edge, PRS-2 and V-2 profiles only.
Framing Beads	
	All designs – design specific, no options available.
Panel Raises	
pg 7.2A	All designs – design specific, no options available. 10RC and 10RC2 are radiused on the interior corners of the framing. 10SQ2, 10SQ3, 10SQ5, 10SQF1 and 10SQF2 have square interior corners of the framing.
Finishing	
pgs 8.1-8.18	All available with Colourtones, primers and Prism Paints. Note: 10SQF1 and 10SQF2- not eligible for Ebony Colourtone, Regent Blue Colourtone or Prism Paint Deeptones.
Options	
pgs 7.3-7.15	All designs – back-routed hand pull, distressing levels 1 and 2, sample ID label and seal coat.

1-Piece MDF Drawer Fronts



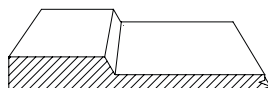
10SQF3



3-5/8" x 3-5/8"
 1/2" rails
 1/2" stiles
 Square Bead
 Inside corners have a
 1/16" radius



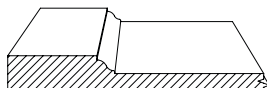
10SFQ4



7" x 5"
 1-1/4" rails
 2-5/16" stiles
 F-1223 Bead



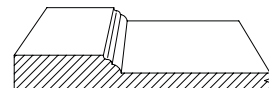
10SQF5



7" x 5"
 1-1/4" rails
 2-5/16" stiles
 Ogee Bead



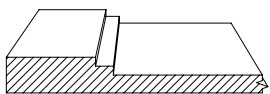
10SQF6



7-5/8" x 5"
 1-1/4" rails
 2-5/16" stiles
 F-877 Bead



10SQF7



7" x 5"
 1-1/4" rails
 2-5/16" stiles
 Double Step
 Square Bead
 Inside corners have a
 1/16" radius


Framing width listed is determined by measuring between the points indicated on the top edge of the cross section drawings. All MDF products utilize TSCA/CARB2 compliant materials.

Offering And Availability

All Conestoga products are available in a wide variety of specifications to satisfy your custom needs. The information below indicates any exceptions or limitations pertaining to the designs on the previous page. For a detailed listing of a particular product specification, refer to the page indicated.

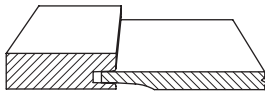
Material	
Material Pricing Guide	All designs – 3/4" 1SGP (One Side Glueable Paintable) MDF only.
Edge Profiles	
pg 7.1	All designs except 10SQF3 – B-2, C-2, H-2, L-034, L-059, L-149, L-253, L-382, L-686, L-803, L-1160, LC-2, Machine Edge, PRS-2 and V-2. 10SQF3 – B-2, C-2, L-034, L-059, L-149, L-253, L-382, L-686, L-803, L-1160, LC-2, Machine Edge, PRS-2 and V-2.
Framing Beads	
pg 7.2	All designs – design specific, no options available. 10SQF7 - Step is 3/16" deep x 3/8" wide.
Panel Raises	
pg 7.2A	All designs – design specific, no options available. 10SQF3 and 10SQF7 – interior corners have a 1/16" radius. All other designs have square inside corners.
Finishing	
pgs 8.1-8.18	All available with Colourtones, primers and Prism Paints. Note: All designs – not eligible for Ebony Colourtone, Regent Blue Colourtone or Prism Paint Deeptones.
Options	
pgs 7.3-7.15	All designs – back-routed hand pull, distressing levels 1 and 2, sample ID label and seal coat.

5-Piece MDF Doors – Mortise & Tenon Designs




Albany

matching drawer front available

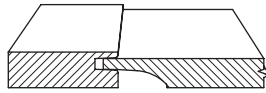


7" x 6-3/4"
2-1/4" framing
3/8" Reverse G-Cove
raise shown




Amesbury

matching drawer front available

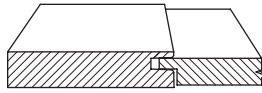


7-1/2" x 7-1/2"
2-1/4" framing
5/8" Reverse G-Cove
raise shown




Cortland

matching drawer front available

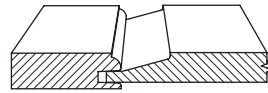


9-3/8" x 7-7/8"
3-1/2" framing
5/8" MDF Panel




CRP-10

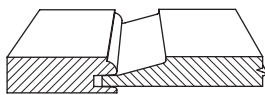
matching drawer front available



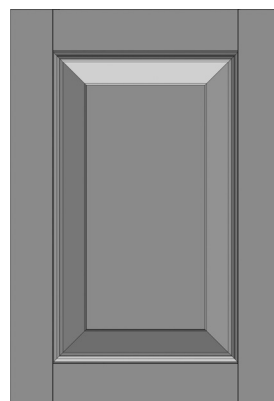
7-1/2" x 7-1/2"
2-1/4" framing
Slant raise shown



CRP-30

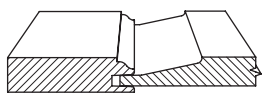


8-1/4" x 8-1/2"
2-1/4" framing
Slant raise shown



Franklin

matching drawer front available

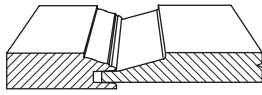


8-7/8" x 8-7/8"
2-3/4" framing
P-008 raise shown



Monarch Square

matching drawer front available



7-1/2" x 7-1/2"
2-1/4" framing
Slant raise shown

Minimums listed are based on panel raise shown and will vary by raise; see Offering and Availability for additional options. Framing width listed is determined by measuring across the back of the framing unless otherwise noted. All MDF products utilize TSCA/CARB2 compliant materials.

Offering And Availability

All Conestoga products are available in a wide variety of specifications to satisfy your custom needs. The information below indicates any exceptions or limitations pertaining to the designs on the previous page. For a detailed listing of a particular product specification, refer to the page indicated.

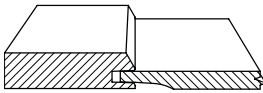
Material	
Material Pricing Guide	CRP-10 and CRP-30 – 3/4" and 1" MDF. All other designs – 3/4" MDF only.
Edge Profiles	
pg 7.1	All 3/4" designs – B-2, C-2, H-2, L-034, L-059, L-149, L-253, L-382, L-686, L-803, L-1160, LC-2, Machine Edge, PRS-2 and V-2 profiles only. 1" CRP-10 and 1" CRP-30 – B-2, C-2, H-2, L-059, L-149, L-253, L-382, L-686, L-803, L-1160, LC-2, Machine Edge, PRS-2 and V-2 profiles only.
Framing Beads	
pg 7.2	3/4" designs: CRP-10, CRP-30 and Franklin – all published 3/4" profiles available. 1" designs: CRP-10 and CRP-30 – Regular, Ogee and Square only. All other designs – design specific, no options available.
Panel Raises	
pg 7.2A	3/4" designs: CRP-10, CRP-30 and Franklin and Monarch Square – all published 3/4" profiles available except P-106. All other designs – design specific, no options available. 1" designs: CRP-10 and CRP-30 – Slant, G-Cove, M-Bead, P-008, P-057 and Reverse G-Cove only.
Finishing	
pgs 8.1-8.18	All available with Colourtones, primers and Prism Paints.
Options	
pgs 7.3-7.15	All designs – back-routed hand pull, concealed hinge boring, distressing levels 1 and 2, sample ID label, seal coat, framing cut down, G-012, G-015 and G-056 panel grooves, putty pin holes and Soss hinge rout only.
Mullions/Frame Only	
pgs 6.1-6.13	All designs – available in mullions and frame only. When ordering Amesbury or Cortland mullions, order as CRP-10 mullion with Square bead framing and Square bead mullion strips. Monarch Square mullions incur special lite charge. Note: Paint Grade Hard Maple material used for mullion lite strips and #52, #906 and #907 glass retainer mouldings.
Matching/Complementary Drawer Fronts	
pgs 5.6-5.7, 5.16-5.17	Available for Albany, Amesbury, Cortland, CRP-10, Franklin and Monarch Square.

5-Piece MDF Doors – Mortise & Tenon Designs



Monroe

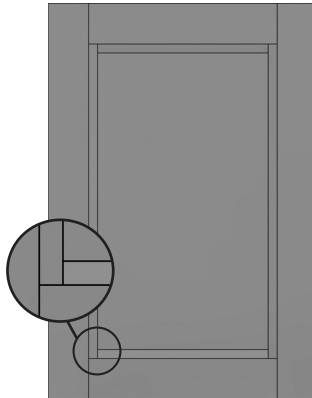
matching drawer front available



9" x 9"

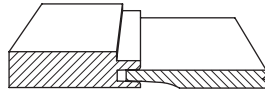
2-3/4" framing

Reverse G-Cove
raise shown



Savannah


matching drawer front available



7-7/8" x 7-5/8"

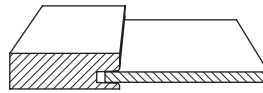
2-3/4" framing

3/8" Reverse G-Cove
raise shown



Stockbridge


matching drawer front available



7" x 5"

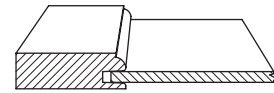
2-1/4" framing

1/4" MDF Panel



TW-10


matching drawer front available



7" x 5"

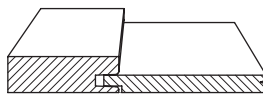
2-1/4" framing

1/4" MDF Panel



TW-1038

matching drawer front available



7" x 6-1/2"

2-1/4" framing

3/8" MDF Panel


Minimums listed are based on panel raise shown and will vary by raise; see Offering and Availability for additional options. Framing width listed is determined by measuring across the back of the framing unless otherwise noted. All MDF products utilize TSCA/CARB2 compliant materials.

Offering And Availability

All Conestoga products are available in a wide variety of specifications to satisfy your custom needs. The information below indicates any exceptions or limitations pertaining to the designs on the previous page. For a detailed listing of a particular product specification, refer to the page indicated.

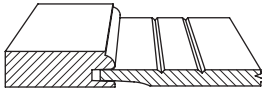
Material	
Material Pricing Guide	All designs – 3/4" MDF only.
Edge Profiles	
pg 7.1	All designs – B-2, C-2, H-2, L-034, L-059, L-149, L-253, L-382, L-686, L-803, L-1160, LC-2, Machine Edge, PRS-2 and V-2 available in 3/4" profiles only.
Framing Beads	
pg 7.2	Monroe, TW-10 and TW-1038 - all 3/4" profiles available. Savannah and Stockbridge – design specific, no options available.
Panel Raises	
pg 7.2A	Monroe and Savannah – all 3/4" profiles available except P-106. All other designs – design specific, no options available.
Finishing	
pgs 8.1-8.18	All available with Colourtones, primers and Prism Paints.
Options	
pgs 7.3-7.15	All designs – back-routed hand pull, concealed hinge boring, distressing levels 1 and 2, sample ID label, seal coat, framing cut-down, putty pin holes and Soss hinge rout only.
Mullions/Frame Only	
pgs 6.1-6.13	All designs – available in mullions and frame only. Note: Paint Grade Hard Maple material used for mullion lite strips and #52, #906 and #907 glass retainer mouldings.
Matching/Complementary Drawer Fronts	
pgs 5.6-5.7, 5.16-5.17	All available.

5-Piece MDF Doors – Mortise & Tenon Designs




Ardmore

matching drawer front available

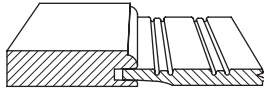


7" x 6-3/4"
 2-1/4" framing
 3/8" Reverse G-Cove
 raise shown
 G-015 rout
 1-1/2" spacing




Lafayette

matching drawer front available

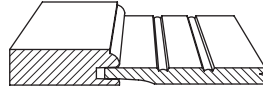


7-7/8" x 7-5/8"
 2-3/4" framing
 3/8" Reverse G-Cove
 raise shown
 G-056 rout
 1-1/2" spacing



Yardley

matching drawer front available



7" x 6-3/4"
 2-1/4" framing
 3/8" Reverse G-Cove
 raise shown
 G-012 rout
 1-1/2" spacing

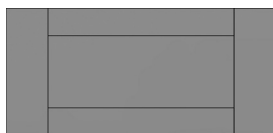
Minimums listed are based on panel raise shown and will vary by raise; see Offering and Availability for additional options. Framing width listed is determined by measuring across the back of the framing unless otherwise noted. All MDF products utilize TSCA/CARB2 compliant materials.

Offering And Availability

All Conestoga products are available in a wide variety of specifications to satisfy your custom needs. The information below indicates any exceptions or limitations pertaining to the designs on the previous page. For a detailed listing of a particular product specification, refer to the page indicated.

Material	
Material Pricing Guide	All designs – 3/4" MDF only.
Edge Profiles	
pg 7.1	All designs – B-2, C-2, H-2, L-034, L-059, L-149, L-253, L-382, L-686, L-803, L-1160, LC-2, Machine Edge, PRS-2 and V-2 available in 3/4" profiles only.
Framing Beads	
pg 7.2	Ardmore, Lafayette and Yardley - all 3/4" profiles available.
Panel Raises	
pg 7.2A	All designs – design specific, no options available.
Finishing	
pgs 8.1-8.18	All available with Colourtones, primers and Prism Paints.
Options	
pgs 7.3-7.15	All designs – back-routed hand pull, concealed hinge boring, distressing levels 1 and 2, sample ID label, seal coat, framing cut-down, putty pin holes and Soss hinge rout only.
Mullions/Frame Only	
pgs 6.1-6.13	All designs – available in mullions and frame only. Note: Paint Grade Hard Maple material used for mullion lite strips and #52, #906 and #907 glass retainer mouldings.
Matching/Complementary Drawer Fronts	
pgs 5.6-5.7, 5.18-5.19	All available.

5-Piece MDF Drawer Fronts – Mortise & Tenon Designs



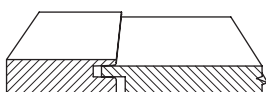
Albany




7" x 3-7/8"
1-1/2" rails
2-1/4" stiles
P-057 raise shown



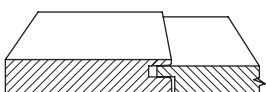
Amesbury




7" x 4-1/4"
1-1/2" rails
2-1/4" stiles
P-259 raise shown



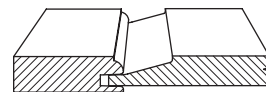
Cortland



9-3/8" x 3-7/8"
1-1/2" rails
3-1/2" stiles
5/8" MDF Panel



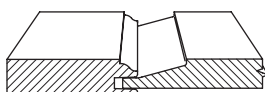
CRP-10



7-1/2" x 5-3/4"
1-1/2" rails
2-1/4" stiles
Slant raise shown



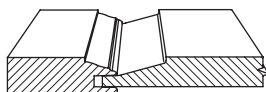
Franklin




8-3/8" x 5-7/8"
1-1/2" rails
2-3/4" stiles
Slant raise shown



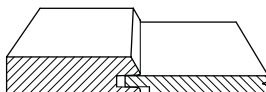
Monarch Square



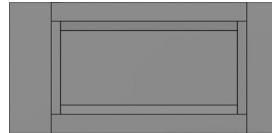
7-1/2" x 5-3/4"
1-1/2" rails
2-1/4" stiles
Slant raise shown



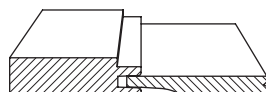
Monroe



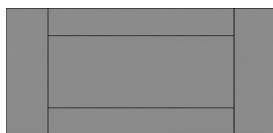
8-3/8" x 5-7/8"
1-1/2" rails
2-3/4" stiles
P-057 raise shown



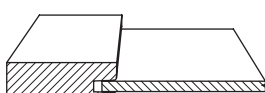
Savannah



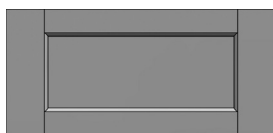
7-7/8" x 5-1/8"
1-1/2" rails
2-3/4" stiles
3/8" Reverse G-Cove raise shown



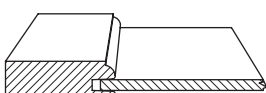
Stockbridge



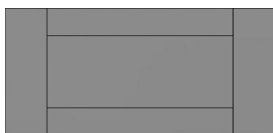
7" x 3-3/8"
1-1/2" rails
2-1/4" stiles
1/4" MDF Panel



TW-10



7" x 3-3/8"
1-1/2" rails
2-1/4" stiles
1/4" MDF panel



TW-1038



7" x 4"
1-1/2" rails
2-1/4" stiles
3/8" MDF panel

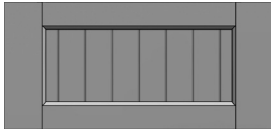
Minimums listed are based on panel raise shown and will vary by raise; see Offering and Availability for additional options. Framing width listed is determined by measuring across the back of the framing unless otherwise noted. All MDF products utilize TSCA/CARB2 compliant materials.

Offering And Availability

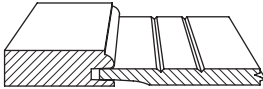
All Conestoga products are available in a wide variety of specifications to satisfy your custom needs. The information below indicates any exceptions or limitations pertaining to the designs on the previous page. For a detailed listing of a particular product specification, refer to the page indicated.

Material	
Material Pricing Guide	All designs – 3/4" MDF only.
Edge Profiles	
pg 7.1	All designs – B-2, C-2, H-2, L-034, L-059, L-149, L-253, L-382, L-686, L-803, L-1160, LC-2, Machine Edge, PRS-2 and V-2 available in 3/4" profiles only.
Framing Beads	
pg 7.2	CRP-10, Franklin, Monroe, TW-10 and TW-1038 – all 3/4" profiles available. Albany, Amesbury, Cortland, Monarch Square, Savannah and Stockbridge – design specific, no options available.
Panel Raises	
pg 7.2A	Albany, Amesbury, Cortland, Monroe, Stockbridge, TW-10 and TW-1038 – design specific, no options available. CRP-10, Franklin, Monarch Square and Savannah – all 3/4" profiles available except P-106.
Finishing	
pgs 8.1-8.18	All available with Colourtones, primers and Prism Paints.
Options	
pgs 7.3-7.15	All designs – back-routed hand pull, distressing levels 1 and 2, sample ID label, seal coat, G-012, G-015 and G-056 panel grooves and putty pin holes only.

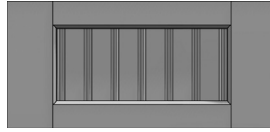
5-Piece MDF Drawer Fronts – Mortise & Tenon Designs



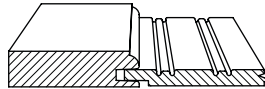
Ardmore



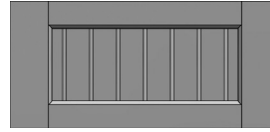
7" x 5-1/8"
 1-1/2" rails
 2-1/4" stiles
 3/8" Reverse G-Cove
 raise shown
 G-015 rout
 1-1/2" spacing



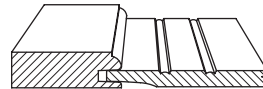
Lafayette



7-7/8" x 3-7/8"
 1-1/2" rails
 2-3/4" stiles
 P-057 raise shown
 G-056 rout
 1-1/2" spacing



Yardley



7" x 5-1/8"
 1-1/2" rails
 2-1/4" stiles
 3/8" Reverse G-Cove
 raise shown
 G-012 rout
 1-1/2" spacing


Minimums listed are based on panel raise shown and will vary by raise; see Offering and Availability for additional options. Framing width listed is determined by measuring across the back of the framing unless otherwise noted. All MDF products utilize TSCA/CARB2 compliant materials.

Offering And Availability

All Conestoga products are available in a wide variety of specifications to satisfy your custom needs. The information below indicates any exceptions or limitations pertaining to the designs on the previous page. For a detailed listing of a particular product specification, refer to the page indicated.

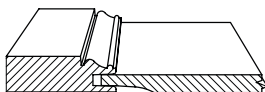
Material	
Material Pricing Guide	All designs – 3/4" MDF only.
Edge Profiles	
pg 7.1	All designs – B-2, C-2, H-2, L-034, L-059, L-149, L-253, L-382, L-686, L-803, L-1160, LC-2, Machine Edge, PRS-2 and V-2 available in 3/4" profiles only.
Framing Beads	
pg 7.2	Ardmore, Lafayette and Yardley – all 3/4" profiles available.
Panel Raises	
pg 7.2A	All designs – design specific, no options available.
Finishing	
pgs 8.1-8.18	All available with Colourtones, primers and Prism Paints.
Options	
pgs 7.3-7.15	All designs – back-routed hand pull, distressing, sample ID label, seal coat and putty pin holes only.

5-Piece MDF Doors – Miter Designs




CRP-1389

matching drawer front available

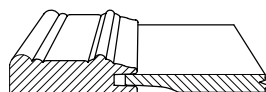


7-1/2" x 7-1/2"
2-5/16" framing
Reverse G-Cove
raise shown



CRP-1420

matching drawer front available




8-1/4" x 8-1/4"
2-11/16" framing
Reverse G-Cove
raise shown

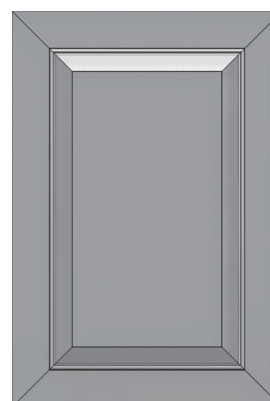


CRP-10533

matching drawer front available



7-1/2" x 7-1/2"
2-5/16" framing
Slant raise shown




CRP-10751

matching drawer front available

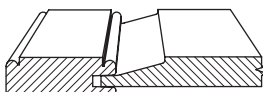


7-1/2" x 7-1/2"
2-5/16" framing
Slant raise shown




CRP-10827

matching drawer front available



7-1/2" x 7-1/2"
2-5/16" framing
Slant raise shown



CRP-10875

matching drawer front available



8-5/8" x 8-5/8"
2-7/8" framing
Slant raise shown


Due to construction complexity, all multiple panel miter doors will include an additional charge per middle and upright rail plus the per-panel Design Charge. Minimums listed are based on panel raise shown and will vary by raise; see Offering and Availability for additional options. Framing width listed is determined by measuring across the back of the framing unless otherwise noted. All MDF products utilize TSCA/CARB2 compliant materials.

Offering And Availability

All Conestoga products are available in a wide variety of specifications to satisfy your custom needs. The information below indicates any exceptions or limitations pertaining to the designs on the previous page. For a detailed listing of a particular product specification, refer to the page indicated.

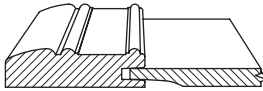
Material	
Material Pricing Guide	All designs – 3/4" MDF only.
Edge Profiles	
pg 7.1	CRP-10533 and CRP-10751 – B-2, C-2, H-2, L-034, L-059, L-149, L-253, L-382, L-686, L-803, L-1160, LC-2, Machine Edge, PRS-2 and V-2 available in 3/4" profiles only. All other designs – design specific, no options available.
Framing Beads	
pg 7.2	All designs – design specific, no options available.
Panel Raises	
pg 7.2A	All 3/4" profiles available except P-106.
Finishing	
pgs 8.1-8.18	All available with Colourtones, primers and Prism Paints.
Options	
pgs 7.3-7.15	All designs – back-routed hand pull, concealed hinge boring, distressing levels 1 and 2, sample ID label, seal coat, G-012, G-015 and G-056 panel grooves and putty pin holes. Soss hinge rout available on all designs except CRP-10827.
Mullions/Frame Only	
pgs 6.1-6.13	All designs – available in mullions and frame only. All mullions incur special lite charges. Note: Paint Grade Hard Maple material used for mullion lite strips and #52, #906 and #907 glass retainer mouldings.
Matching/Complementary Drawer Fronts	
pgs 5.6-5.7, 5.24-5.25	All available.

5-Piece MDF Doors – Miter Designs




CRP-10946

matching drawer front available




8" x 8"
2-15/16" framing
3/8" Reverse G-Cove shown




Presidential Miter

matching drawer front available



7-7/8" x 7-7/8"
2-1/2" framing
Presidential raise shown




TW-10533


matching drawer front available




5" x 5"
2-5/16" framing
1/4" MDF Panel



TW-10751




5" x 5"
2-5/16" framing
1/4" MDF Panel



TW-10827

matching drawer front available



5" x 5"
2-5/16" framing
1/4" MDF Panel


Due to construction complexity, all multiple panel miter doors will include an additional charge per middle and upright rail plus the per-panel Design Charge. Minimums listed are based on panel raise shown and will vary by raise; see Offering and Availability for additional options. Framing width listed is determined by measuring across the back of the framing unless otherwise noted. All MDF products utilize TSCA/CARB2 compliant materials.

Offering And Availability

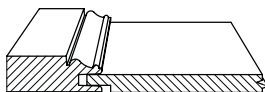
All Conestoga products are available in a wide variety of specifications to satisfy your custom needs. The information below indicates any exceptions or limitations pertaining to the designs on the previous page. For a detailed listing of a particular product specification, refer to the page indicated.

Material	
Material Pricing Guide	All designs – 3/4" MDF only.
Edge Profiles	
pg 7.1	CRP-10946 and TW-10827– design specific, no options available. All other designs – B-2, C-2, H-2, L-034, L-059, L-149, L-253, L-382, L-686, L-803, L-1160, LC-2, Machine Edge, PRS-2 and V-2 available in 3/4" profiles only.
Framing Beads	
pg 7.2	All designs - design specific, no options available.
Panel Raises	
pg 7.2A	CRP-10946 and Presidential Miter – all 3/4" profiles available except P-106. TW-10533, TW-10751 and TW-10827 – design specific, no options available.
Finishing	
pgs 8.1-8.18	All available with Colourtones, primers and Prism Paints.
Options	
pgs 7.3-7.15	CRP-10946 and TW-10827 – back-routed hand pull, concealed hinge boring, distressing levels 1 and 2, sample ID label, seal coat, G-012, G-015 and G-056 panel grooves and putty pin holes only. All other designs – back-routed hand pull, concealed hinge boring, distressing levels 1 and 2, sample ID label, seal coat, G-012, G-015 and G-056 panel grooves, putty pin holes and Soss hinge rout only.
Mullions/Frame Only	
pgs 6.1-6.13	All designs – available in mullions and frame only. CRP-10946, Presidential Miter, TW-10533, TW-10751, TW-10827 mullions incur special lite charges. Note: Paint Grade Hard Maple material used for mullion lite strips and #52, #906 and #907 glass retainer mouldings
Matching/Complimentary Drawer Fronts	
pgs 5.6-5.7, 5.24-5.25	All available except TW-10751.

5-Piece MDF Drawer Fronts – Miter Designs



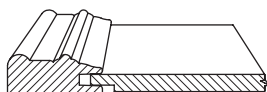
CRP-1389



4-7/8" x 4-7/8"
2" framing
P-057 raise shown



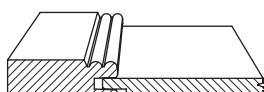
CRP-1420



4-7/8" x 4-7/8"
2" framing
P-057 raise shown



CRP-10533



5-1/2" x 5-1/2"
2-5/16" framing
P-057 raise shown



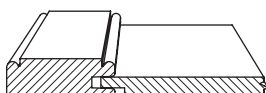
CRP-10751



5-1/2" x 5-1/2"
2-5/16" framing
P-057 raise shown



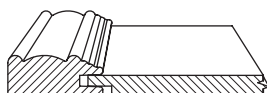
CRP-10827




5-1/2" x 5-1/2"
2-5/16" framing
P-057 raise shown



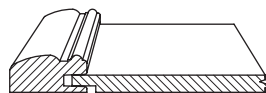
CRP-10875



4-7/8" x 4-7/8"
2" framing
P-057 raise shown



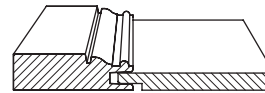
CRP-10946



4-7/16" x 4-7/16"
1-5/8" framing
P-057 raise shown



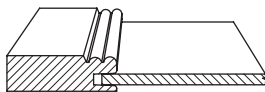
Presidential Miter




5-7/8" x 5-7/8"
2-1/2" framing
P-057 raise shown



TW-10533



5" x 5"
2-5/16" framing
1/4" MDF Panel



TW-10827



5" x 5"
2-5/16" framing
1/4" MDF Panel


Minimums listed are based on panel raise shown and will vary by raise; see Offering and Availability for additional options. Framing width listed is determined by measuring across the back of the framing unless otherwise noted. All MDF products utilize TSCA/CARB2 compliant materials.

Offering And Availability

All Conestoga products are available in a wide variety of specifications to satisfy your custom needs. The information below indicates any exceptions or limitations pertaining to the designs on the previous page. For a detailed listing of a particular product specification, refer to the page indicated.

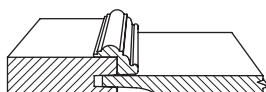
Material	
Material Pricing Guide	All designs – 3/4" MDF only.
Edge Profiles	
pg 7.1	CRP-1389, CRP-10533, CRP-10751, Presidential Miter and TW-10533 – B-2, C-2, H-2, L-034, L-059, L-149, L-253, L-382, L-686, L-803, L-1160, LC-2, Machine Edge, PRS-2 and V-2 available in 3/4" profiles only. All other designs – design specific, no options available.
Framing Beads	
pg 7.2	All designs – design specific, no options available.
Panel Raises	
pg 7.2A	All 3/4" profiles available except P-106. TW-10533 and TW-10827 – design specific, no options available.
Finishing	
pgs 8.1-8.18	All available with Colourtones, primers and Prism Paints.
Options	
pgs 7.3-7.15	All designs – back-routed hand pull, distressing levels 1 and 2, sample ID label, seal coat, G-012, G-015 and G-056 panel grooves and putty pin holes only.

5-Piece MDF Doors – Applied Moulding Designs




CRP-10161

matching drawer front available

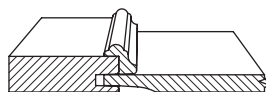


7" x 6-3/4"
2-1/4" framing
3/8" Reverse G-Cove
raise shown




CRP-10797

matching drawer front available



7" x 6-3/4"
2-1/4" framing
3/8" Reverse G-Cove
raise shown




CRP-101728

matching drawer front available

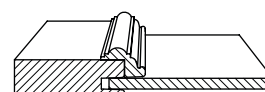


7" x 6-3/4"
2-1/4" framing
3/8" Reverse G-Cove
raise shown




TW-10161

matching drawer front available

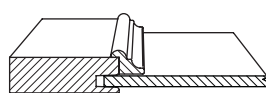


7-1/2" x 6"
2-1/4" framing
1/4" MDF panel



TW-101728

matching drawer front available

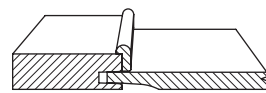


7-3/8" x 7-3/8"
2-1/4" framing
1/4" MDF panel



Wayland

matching drawer front available



7" x 6-3/4"
2-1/4" framing
3/8" Reverse G-Cove
raise shown

Note: Applied moulding designs consist of wood mouldings mounted onto framing of 5-Piece MDF doors and drawer fronts.

Minimums listed are based on panel raise shown and will vary by raise; see Offering and Availability for additional options. Framing width listed is determined by measuring across the back of the framing unless otherwise noted. All MDF products utilize TSCA/CARB2 compliant materials.

Offering And Availability

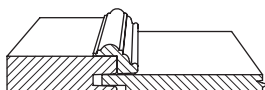
All Conestoga products are available in a wide variety of specifications to satisfy your custom needs. The information below indicates any exceptions or limitations pertaining to the designs on the previous page. For a detailed listing of a particular product specification, refer to the page indicated.

Material	
Material Pricing Guide	All designs – 3/4" MDF only.
Edge Profiles	
pg 7.1	All designs – B-2, C-2, H-2, L-034, L-059, L-149, L-253, L-382, L-686, L-803, L-1160, LC-2, Machine Edge, PRS-2 and V-2 available in 3/4" profiles only.
Framing Beads	
pg 7.2	All designs - design specific, no options available.
Panel Raises	
pg 7.2A	CRP-10161 and CRP-101728 – P-057, P-602, Presidential and Reverse G-Cove available in 3/4" profiles only. CRP-10797 and Wayland – M-Bead, P-057, P-602, Presidential, Reverse G-Cove and RM available in 3/4" profiles only. TW-10161 and TW-101728 – design specific, no options available.
Finishing	
pgs 8.1-8.18	All available with Colourtones, primers and Prism Paint.
Options	
pgs 7.3-7.15	All designs – back-routed hand pull, concealed hinge boring, distressing levels 1 and 2, sample ID label, seal coat, framing cut-down, G-012, G-015 and G-056 panel grooves, putty pin holes and Soss hinge rout only.
Mullions/Frame Only	
pgs 6.1-6.13	All designs – available in mullions and frame only. CRP-10161, CRP-10797, CRP-101728, TW-10161 and TW-101728 mullions incur special lite charges. Note: Paint Grade Hard Maple material used for mullion lite strips and #52, #906 and #907 glass retainer mouldings.
Matching/Complementary Drawer Fronts	
pgs 5.6-5.7, 5.28-5.29	All available.

5-Piece MDF Drawer Fronts – Applied Moulding Designs



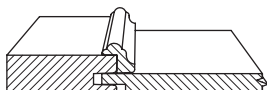
CRP-10161



7" x 4-1/8"
1-1/2" rails
2-1/4" stiles
P-057 raise shown



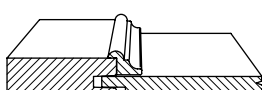
CRP-10797



7" x 4"
1-1/2" rails
2-1/4" stiles
P-057 raise shown



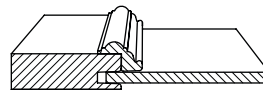
CRP-101728




7" x 4-1/2"
1-1/2" rails
2-1/4" stiles
P-057 raise shown



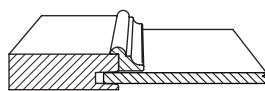
TW-10161




7-1/2" x 5"
1-1/2" rails
2-1/4" stiles
1/4" MDF panel



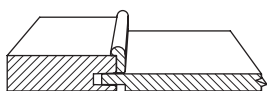
TW-101728



7-3/8" x 4-1/2"
1-1/2" rails
2-1/4" stiles
1/4" MDF panel



Wayland



7" x 4"
1-1/2" rails
2-1/4" stiles
P-057 raise shown

Note: Applied moulding designs consist of wood mouldings mounted onto framing of 5-Piece MDF doors and drawer fronts.


Minimums listed are based on panel raise shown and will vary by raise; see Offering and Availability for additional options. Framing width listed is determined by measuring across the back of the framing unless otherwise noted. All MDF products utilize TSCA/CARB2 compliant materials.

Offering And Availability

All Conestoga products are available in a wide variety of specifications to satisfy your custom needs. The information below indicates any exceptions or limitations pertaining to the designs on the previous page. For a detailed listing of a particular product specification, refer to the page indicated.

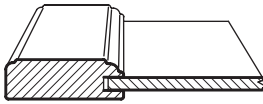
Material	
Material Pricing Guide	All designs – 3/4" MDF only.
Edge Profiles	
pg 7.1	All designs – B-2, C-2, H-2, L-034, L-059, L-149, L-253, L-382, L-686, L-803, L-1160, LC-2, Machine Edge, PRS-2 and V-2 available in 3/4" profiles only.
Framing Beads	
pg 7.2	All designs – design specific, no options available.
Panel Raises	
pg 7.2A	CRP-10161 and CRP-101728 – P-057, P-602, Presidential and Reverse G-Cove available in 3/4" profiles only. CRP-10797 and Wayland – M-Bead, P-057, P-602, Presidential, Reverse G-Cove and RM available in 3/4" profiles only. TW-10161 and TW-101728 – design specific, no options available.
Finishing	
pgs 8.1-8.18	All available with Colourtones, primers and Prism Paints.
Options	
pgs 7.3-7.15	All designs – back-routed hand pull, distressing levels 1 and 2, sample ID label, seal coat, G-012, G-015 and G-056 panel grooves and putty pin holes only.

Allure Decorative Laminate Veneer Doors – Miter Designs




Veracruz 225

matching drawer front available

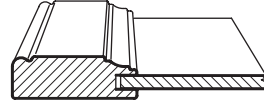


Min: 6-1/2" x 7"
 Max: 36" x 80-1/2"
 2-1/4" framing
 6mm panel

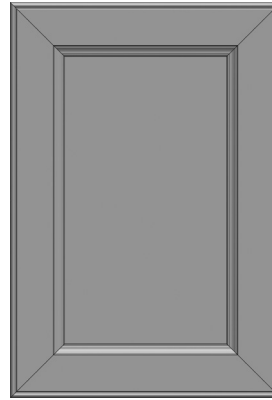


Sorrento 225

matching drawer front available

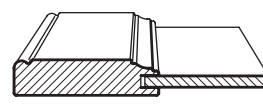


Min: 6-1/2" x 7"
 Max: 36" x 80-1/2"
 2-1/4" framing
 6mm panel




Sorrento 300

matching drawer front available

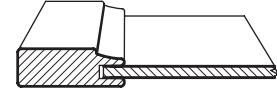


Min: 7-15/16" x 8"
 Max: 36" x 80-1/2"
 3" framing
 6mm panel




Montego 225

matching drawer front available

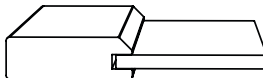


Min: 6-1/2" x 7"
 Max: 36" x 90-1/2"
 2-1/4" framing
 6mm panel



Tobago 225

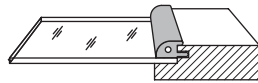
matching drawer front available



Min: 7-15/16" x 8"
 Max: 36" x 80-1/2"
 2-1/4" framing
 6mm panel


Offering And Availability

All Conestoga products are available in a wide variety of specifications to satisfy your custom needs. The information below indicates any exceptions or limitations pertaining to the designs on the previous page. For a detailed listing of a particular product specification, refer to the page indicated.

Material Pricing	
	See chart below.
Colors	
	Veracruz 225 – Bright White in smooth texture only. Tobago 225 - Bright White, White Dove, Anthracite Matte, Black Matte, Light Grey Matte and White Matte in smooth texture only. Sorrento 225 and Sorrento 300 – White Dove in smooth texture only. Montego 225 - Canadian Grey in smooth texture; Skye in medium texture, registered and indexed pattern.
Construction/Framing	
	All designs – 3/4" thick miter construction, design specific framing beads, no options available. Edge profiles and framing widths design specific, no options available.
Panel	
	All designs – matching color and texture center panel recessed 11/32" from face of framing.
Options	
pgs 7.11-7.15	All designs – concealed hinge boring and sample ID label only. Montego 225 and Tobago 225 - Soss hinge rout.
Mullions/Frame Only	
	<p>Mullion doors not available. Frame only – all available. Medium grey retainer moulding included (additional charge applies). Retainer moulding conceals all visible substrate, eliminating the need to paint or mask these areas.</p> <p>Note: Frame only door pricing is calculated using the Design Charge plus the actual square footage multiplied by the material square foot charge. In addition the following upcharge must be applied for retainer moulding:</p> <p>1.0 to 4.0 sq. ft. 4.01 to 7.0 sq. ft. 7.01 sq. ft. or larger</p>
	 <p>Retainer Moulding</p>
Matching/Complementary Drawer Fronts	
pgs 5.34-5.35	All available. To achieve a smaller height drawer front, use the 2-1/4" framing drawer front with the wide frame model.

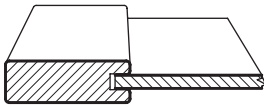
Allure DLV Material Charges (1 sq. ft. min.)	
Bright White, White Dove	
Canadian Grey	
Skye	
Anthracite Matte, Black Matte, Light Grey Matte, White Matte	

Allure Decorative Laminate Veneer Doors – Miter Designs




Daytona 225

matching drawer front available

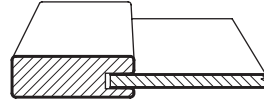


Min: 6-1/2" x 7"
 Max: 36" x 80-1/2"
 2-1/4" framing
 6mm panel




Rio 225

matching drawer front available

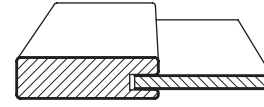


Min: 6-1/2" x 7"
 Max: 36" x 90-1/2"
 2-1/4" framing
 6mm panel*




Rio 300

matching drawer front available

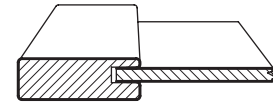


Min: 7-15/16" x 8"
 Max: 36" x 90-1/2"
 3" framing
 6mm panel



Roma 225

matching drawer front available



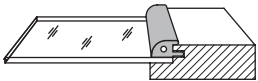
Min: 6-1/2" x 7"
 Max: 36" x 90-1/2"
 2-1/4" framing
 6mm panel*

*Clearwater Oak, Dering Forest, Helena Walnut, Ocala Walnut, Sabine Walnut, Valley Forge Elm and White Cypress utilize 1/4" center panel material.

All Allure DLV products utilize TSCA/CARB2 compliant composite core materials.

Offering And Availability

All Conestoga products are available in a wide variety of specifications to satisfy your custom needs. The information below indicates any exceptions or limitations pertaining to the designs on the previous page. For a detailed listing of a particular product specification, refer to the page indicated.

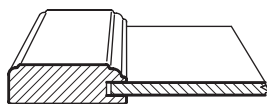
Material Pricing	
	See chart below.
Colors	
	Daytona 225 – Bright White and White Dove in smooth texture only. Rio 300 - Canadian Grey in smooth texture; Monaco and White Chocolate in medium texture linear pattern; Skye in medium texture, registered and indexed pattern. Rio 225 and Roma 225 - Anthracite Matte, Black Matte, Canadian Grey, Light Grey Matte and White Matte in smooth texture; Clearwater Oak, Dering Forest, Helena Walnut, Monaco, Ocala Walnut, Sabine Walnut, Valley Forge Elm, White Chocolate and White Cypress in medium texture linear pattern. Skye in medium texture, registered and indexed pattern.
Construction/Framing	
	All designs – 3/4" thick miter construction, design specific framing beads, no options available. Edge profiles and framing widths design specific, no options available.
Panel	
	All designs – matching color and texture center panel. Daytona 225 - panel centered in framing; Rio 225 and Rio 300 – panel recessed 11/32" from face of framing; Roma 225 – panel recessed 3/16" from face of framing.
Options	
pgs 7.11-7.15	All designs – concealed hinge boring, Soss hinge rout and sample ID label only.
Mullions/Frame Only	
	<p>All designs – Mullion doors not available. Frame only – available. Rio 225 and Rio 300 frame only – medium grey glass retainer moulding included (additional charge applies). Grey glass retainer moulding conceals all visible substrate, eliminating the need to paint or mask these areas. Daytona 225 and Roma 225 – does not include grey glass retainer moulding as moulding does not fit properly into these designs.</p> <p>Note: DLV frame only door pricing is calculated using the Design Charge plus the actual square footage multiplied by the material square foot charge. The following additional charge must be applied to all designs that include grey glass retainer moulding:</p> <p>1.0 to 4.0 sq. ft. 4.01 to 7.0 sq. ft. 7.01 sq. ft. or larger</p>
	 <p>Retainer Moulding</p>
Matching/Complementary Drawer Fronts	
pgs 5.34-5.35	All available. To achieve a smaller height drawer front, use the 2-1/4" framing drawer front with the wide frame model.

Allure DLV Material Charges (1 sq. ft. min.)	
Bright White, White Dove	
Canadian Grey, Clearwater Oak, Dering Forest, Helena Walnut, Monaco, Ocala Walnut, Sabine Walnut, Valley Forge Elm, White Chocolate, White Cypress	
Skye	
Anthracite Matte, Black Matte, Light Grey Matte, White Matte	


Allure Decorative Laminate Veneer Drawer Fronts – Miter Designs



Veracruz 225




Min: 6-1/2" x 5-3/8"
 Max: 80-1/2" x 36"
 2-1/4" framing
 6mm panel



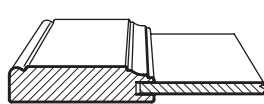
Sorrento 225



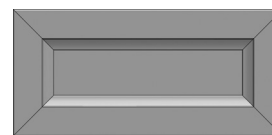
Min: 6-1/2" x 5-3/8"
 Max: 80-1/2" x 36"
 2-1/4" framing
 6mm panel




Sorrento 300



Min: 7-15/16" x 7-15/16"
 Max: 80-1/2" x 36"
 3" framing
 6mm panel



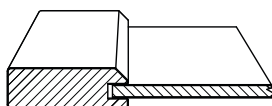
Montego 225



Min: 6-1/2" x 5-3/8"
 Max: 90-1/2" x 36"
 2-1/4" framing
 6mm panel



Tobago 225



Min: 6-1/2" x 5-5/8"
 Max: 80-1/2" x 36"
 2-1/4" framing
 6mm panel



Daytona 225



Min: 6-1/2" x 5-3/8"
 Max: 80-1/2" x 36"
 2-1/4" framing
 6mm panel



Rio 225




Min: 6-1/2" x 5-5/8"
 Max: 90-1/2" x 36"
 2-1/4" framing
 6mm panel*



Rio 300



Min: 7-15/16" x 7-15/16"
 Max: 90-1/2" x 36"
 3" framing
 6mm panel



Roma 225



Min: 6-1/2" x 5-5/8"
 Max: 90-1/2" x 36"
 2-1/4" framing
 6mm panel*

*Clearwater Oak, Dering Forest, Helena Walnut, Ocala Walnut, Sabine Walnut, Valley Forge Elm and White Cypress utilize 1/4" center panel material.

All Allure DLV products utilize TSCA/CARB2 compliant composite core materials.


Offering And Availability

All Conestoga products are available in a wide variety of specifications to satisfy your custom needs. The information below indicates any exceptions or limitations pertaining to the designs on the previous page. For a detailed listing of a particular product specification, refer to the page indicated.

Material Pricing	
	See chart below.
Colors	
	Veracruz 225 – Bright White in smooth texture only. Tobago 225 – Bright White, White Dove, Anthracite Matte, Black Matte, Light Grey Matte and White Matte in smooth texture only. Sorrento 225 and Sorrento 300 – White Dove in smooth texture only. Daytona 225 – Bright White and White Dove in smooth texture only. Montego 225 – Canadian Grey in smooth texture; Skye in medium texture, registered and indexed pattern. Rio 300 – Canadian Grey in smooth texture; Monaco and White Chocolate in medium texture linear pattern; Skye in medium texture, registered and indexed pattern. Rio 225 and Roma 225 – Anthracite Matte, Black Matte, Canadian Grey, Light Grey Matte and White Matte in smooth texture only; Clearwater Oak, Dering Forest, Helena Walnut, Monaco, Ocala Walnut, Sabine Walnut, Valley Forge Elm, White Chocolate and White Cypress in medium texture linear pattern only; Skye in medium texture, registered and indexed pattern only.
Construction/Framing	
	All designs – 3/4" miter construction, design specific framing beads, no options available. Edge profiles and framing widths design specific, no options available.
Panel	
	All designs – matching color and texture center panel. Daytona 225 – panel centered in framing. Montego 225, Rio 225, Rio 300, Sorrento 225, Sorrento 300, Tobago 225, and Veracruz 225 panel recessed 11/32" from face of framing. Roma 225 - panel recessed 3/16" from face of framing.
Options	
pgs 7.11-7.15	All designs – sample ID label only.

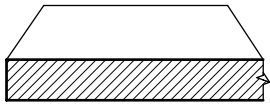
Allure DLV Material Charges (1 sq. ft. min.)	
Bright White, White Dove	
Canadian Grey, Clearwater Oak, Dering Forest, Helena Walnut, Monaco, Ocala Walnut, Sabine Walnut, Valley Forge Elm, White Chocolate, White Cypress	
Skye	
Anthracite Matte, Black Matte, Light Grey Matte, White Matte	

Allure Decorative Laminate Veneer Doors – Shaker and Slab Designs




Avalon

matching drawer front available

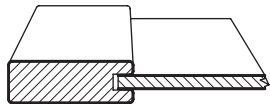


Min: 2-3/4" x 6-3/8"
 Max: 46" x 96"
 19mm panel




Delray 225

matching drawer front available

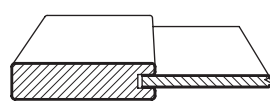


Min: 7" x 7"
 Max: 36" x 80-1/2"
 2-1/4" framing
 6mm panel




Delray 300

matching drawer front available

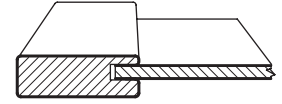


Min: 8-1/2" x 7"
 Max: 36" x 80-1/2"
 3" framing
 6mm panel




Melbourne 225

matching drawer front available

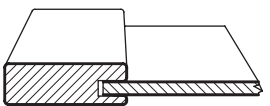


Min: 7" x 7"
 Max: 36" x 98"
 2-1/4" framing
 6mm panel*




Boca 225

matching drawer front available

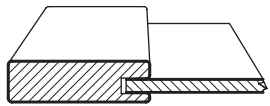


Min: 7" x 7"
 Max: 36" x 98"
 2-1/4" framing
 6mm panel*



Boca 300

matching drawer front available

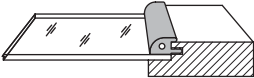


Min: 8-1/2" x 7"
 Max: 36" x 98"
 3" framing
 6mm panel

*Clearwater Oak, Dering Forest, Helena Walnut, Ocala Walnut, Sabine Walnut, Valley Forge Elm and White Cypress utilize 1/4" center panel material.

Offering And Availability

All Conestoga products are available in a wide variety of specifications to satisfy your custom needs. The information below indicates any exceptions or limitations pertaining to the designs on the previous page. For a detailed listing of a particular product specification, refer to the page indicated.

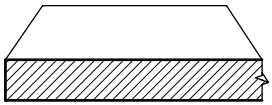
Material Pricing	
	See chart below.
Colors	
	Avalon, Delray 225 and Delray 300 – Bright White and White Dove in smooth texture only. Boca 300 – Canadian Grey in smooth texture only; Monaco and White Chocolate in medium texture linear pattern. Boca 225 and Melbourne 225 – Anthracite Matte, Black Matte, Canadian Grey, Light Grey Matte, Monaco, Skye, White Chocolate and White Matte in smooth texture; Clearwater Oak, Dering Forest, Helena Walnut, Ocala Walnut, Sabine Walnut, Valley Forge Elm, White Chocolate and White Cypress in medium texture linear pattern. Skye in medium texture, registered and indexed pattern.
Construction/Framing	
	Avalon – 3/4" edgebanded Slab only. All other designs – 3/4" thick drill and dowel construction provides mortise and tenon appearance. All designs – design specific framing beads, no options available. Edge profiles and framing widths design specific, no options available.
Panel	
	Avalon – 3/4" thick Slab. All other designs – matching color and texture center panel. Delray 225 and Delray 300 – panel centered in framing. Boca 225 and Boca 300 – panel recessed 11/32" from face of framing. Melbourne 225 – panel recessed 3/16" from face of framing.
Options	
pgs 7.11-7.15	All designs – concealed hinge boring, Soss hinge rout and sample ID label only.
Mullions/Frame Only	
	<p>Avalon Slab – frame only and mullions not available. All 5-Piece designs – Mullion doors not available. Frame only – all available. Boca 225 and Boca 300 frame only – medium grey glass retainer moulding included (additional charge applies). Grey retainer moulding conceals all visible substrate, eliminating the need to paint or mask these areas. Delray 225, Delray 300 and Melbourne 225 frame only – do not include grey glass retainer moulding as moulding does not fit properly into these designs.</p> <p>Note: DLV frame only door pricing is calculated using the Design Charge plus the actual square footage multiplied by the material square foot charge. The following additional charge must be applied to all designs that include grey glass retainer moulding:</p> <p>1.0 to 4.0 sq. ft. 4.01 to 7.0 sq. ft. 7.01 sq. ft. or larger</p>
	 Retainer Moulding
Matching/Complementary Drawer Fronts	
pgs 5.38-5.39	All available. To achieve a smaller height drawer front, use the 2-1/4" framing drawer front with the wide frame model or the 330DW which utilizes matching stiles and 2-1/4" rails.

Allure DLV Material Charges (1 sq. ft. min.)	
Avalon - Bright White, White Dove	
Bright White, White Dove	
Canadian Grey, Clearwater Oak, Dering Forest, Helena Walnut, Monaco, Ocala Walnut, Sabine Walnut, Valley Forge Elm, White Chocolate, White Cypress	
Skye	
Anthracite Matte, Black Matte, Light Grey Matte, White Matte	

Allure Decorative Laminate Veneer Drawers – Shaker and Slab Designs



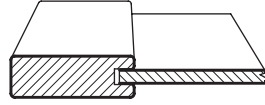
Avalon



Min: 6-3/8" x 2-3/4"
 Max: 96" x 46"
 19mm panel



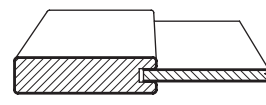
Delray 225



Min: 7" x 5-3/8"
 Max: 80-1/2" x 36"
 2-1/4" framing
 6mm panel



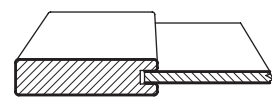
Delray 300



Min: 8-1/2" x 6-3/4"
 Max: 80-1/2" x 36"
 3" framing
 6mm panel



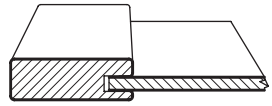
Delray 330



Min: 8-1/2" x 5-3/8"
 Max: 80-1/2" x 36"
 2-1/4" rails
 3" stiles
 6mm panel



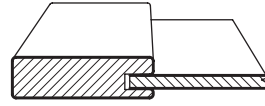
Boca 225




Min: 7" x 5-3/8"
 Max: 98" x 36"
 2-1/4" framing
 6mm panel*



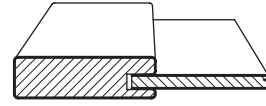
Boca 300



Min: 8-1/2" x 6-3/4"
 Max: 98" x 36"
 3" framing
 6mm panel



Boca 330



Min: 8-1/2" x 5-3/8"
 Max: 98" x 36"
 2-1/4" rails
 3" stiles
 6mm panel



Melbourne 225



Min: 7" x 5-3/8"
 Max: 98" x 36"
 2-1/4" framing
 6mm panel*

*Clearwater Oak, Dering Forest, Helena Walnut, Ocala Walnut, Sabine Walnut, Valley Forge Elm and White Cypress utilize 1/4" center panel material.

All Allure DLV products utilize TSCA/CARB2 compliant composite core materials.

Offering And Availability


All Conestoga products are available in a wide variety of specifications to satisfy your custom needs. The information below indicates any exceptions or limitations pertaining to the designs on the previous page. For a detailed listing of a particular product specification, refer to the page indicated.

Material Pricing	
	See chart below.
Colors	
	Avalon, Delray 225, Delray 300 and Delray 330 – Bright White and White Dove in smooth texture only. Boca 300 – Canadian Grey in smooth texture only; Monaco and White Chocolate in medium texture linear pattern. Boca 330 – Canadian Grey in smooth texture only; Monaco and White Chocolate in medium texture linear pattern; Skye in medium texture, registered and indexed pattern. Boca 225 and Melbourne 225 – Anthracite Matte, Black Matte, Canadian Grey, Light Grey Matte and White Matte in smooth texture; Clearwater Oak, Dering Forest, Helena Walnut, Ocala Walnut, Sabine Walnut, Monaco, Valley Forge Elm, White Chocolate and White Cypress in medium texture linear pattern. Skye in medium texture, registered and indexed pattern.
Construction/Framing	
	Avalon – 3/4" edgebanded Slab only. All other designs – 3/4" thick drill and dowel construction provides mortise and tenon appearance. All designs – design specific framing beads, no options available. Edge profiles and framing widths design specific, no options available.
Panel	
	Avalon – 3/4" thick Slab. All other designs – matching color and texture center panel. Delray 225, Delray 300 and Delray 330 – panel centered in framing. Boca 225, Boca 300 and Boca 330 – panel recessed 11/32" from face of framing. Melbourne 225 – panel recessed 3/16" from face of framing.
Options	
pgs 7.11-7.15	All designs – sample ID label only.

Allure DLV Material Charges (1 sq. ft. min.)

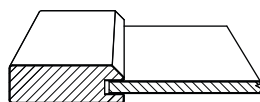
Avalon - Bright White, White Dove	
Bright White, White Dove	
Canadian Grey, Clearwater Oak, Dering Forest, Helena Walnut, Monaco, Ocala Walnut, Sabine Walnut, Valley Forge Elm, White Chocolate, White Cypress	
Skye	
Anthracite Matte, Black Matte, Light Grey Matte, White Matte	

Allure Decorative Laminate Veneer Doors – French Cut Shaker Design



Cabo 225

matching drawer front available



Min: 7" x 7"

Max: 36" x 80-1/2"

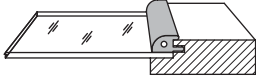
2-1/4" framing

6mm panel

All Allure DLV products utilize TSCA/CARB2 compliant composite core materials.

Offering And Availability

All Conestoga products are available in a wide variety of specifications to satisfy your custom needs. The information below indicates any exceptions or limitations pertaining to the designs on the previous page. For a detailed listing of a particular product specification, refer to the page indicated.

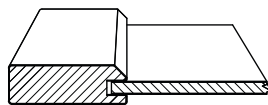
Material Pricing	
	See chart below.
Colors	
	Cabo 225 - Bright White, White Dove, Anthracite Matte, Black Matte, Light Grey Matte and White Matte in smooth texture.
Construction/Framing	
	3/4" thick drill and dowel construction, with mitered framing bead, provides a mortise and tenon appearance. Design specific framing bead, no options available. Edge profile and framing width design specific, no option available.
Panel	
	Matching color and texture center. Panel recessed 11/32" from face of framing.
Options	
pgs 7.11-7.15	Concealed hinge boring, Soss hinge rout and sample ID label only.
Mullions/Frame Only	
	<p>Mullion doors not available. Frame only – all available. Medium grey glass retainer moulding included (additional charge applies). Retainer moulding conceals all visible substrate, eliminating the need to paint or mask these areas.</p> <p>Note: Frame only door pricing is calculated using the Design Charge plus the actual square footage multiplied by the material square foot charge. In addition the following upcharge must be applied for glass retainer moulding:</p> <p>1.0 to 4.0 sq. ft. 4.01 to 7.0 sq. ft. 7.01 sq. ft. or larger</p>
	 <p>Retainer Moulding</p>
Matching/Complementary Drawer Fronts	
pg 5.42-5.43	All available.

Allure DLV Material Charges (1 sq. ft. min.)	
Bright White, White Dove	
Anthracite Matte, Black Matte, Light Grey Matte, White Matte	

Allure Decorative Laminate Veneer Drawer Fronts– French Cut Shaker Design



Cabo 225



Min: 7" x 5-3/8"

Max: 40" x 36"

2-1/4" rails

2-1/4" stiles

6mm panel

All Allure DLV products utilize TSCA/CARB2 compliant composite core materials.

Offering And Availability

All Conestoga products are available in a wide variety of specifications to satisfy your custom needs. The information below indicates any exceptions or limitations pertaining to the designs on the previous page. For a detailed listing of a particular product specification, refer to the page indicated.

Material Pricing	
	See chart below.
Colors	
	Cabo 225 - Bright White, White Dove, Anthracite Matte, Black Matte, Light Grey Matte and White Matte in smooth texture.
Construction/Framing	
	3/4" thick drill and dowel construction with a mitered bead provides mortise and tenon appearance. Design specific framing bead, no options available. Edge profile design specific, no option available.
Panel	
	Matching color and texture center panel. Panel recessed 11/32" from face of framing.
Options	
pgs 7.11-7.15	All designs – sample ID label only.

Allure DLV Material Charge (1 sq. ft. min.)

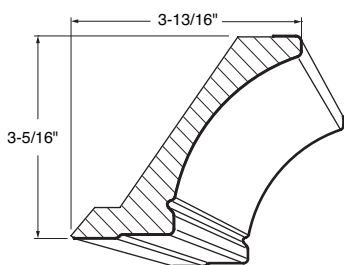
Bright White, White Dove	
Anthracite Matte, Black Matte, Light Grey Matte, White Matte	

Allure DLV Accessories

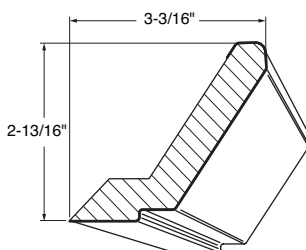
Complementary accessories to fabricate casework and ancillary items are available in matching color DLV components. Due to the different manufacturing processes, colors, textures and sheen levels will vary slightly. These minor variations will not be considered defective.

Allure DLV Mouldings

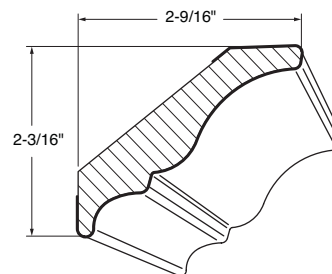
- Bright White, Clearwater Oak, Dering Forest, Helena Walnut, Ocala Walnut, Sabine Walnut, Valley Forge Elm, White Cypress, White Dove – 96" in length.
- Canadian Grey, Monaco, Skye and White Chocolate – 107" in length except Light Rail, which is 96" in length.



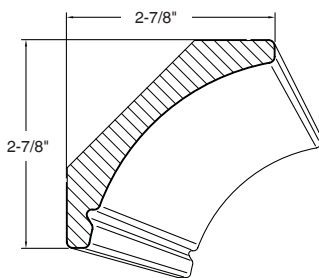
Cove Crown w/heel



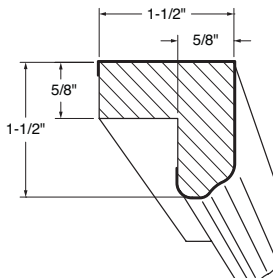
Shaker Crown w/heel



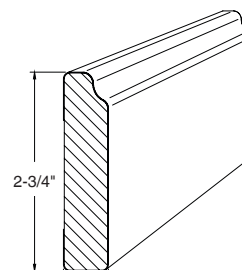
Traditional Crown



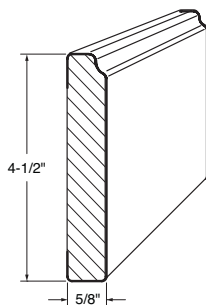
Contemporary Crown



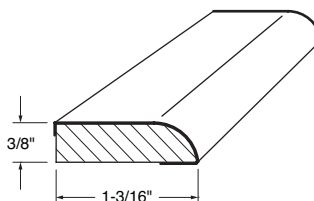
Light Rail w/heel



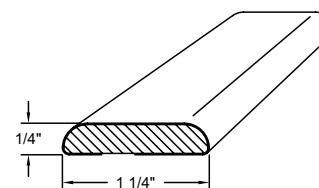
Light Shield



Baseboard



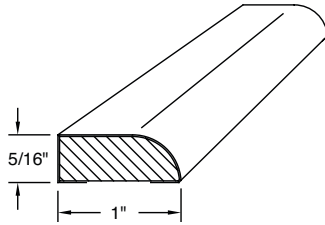
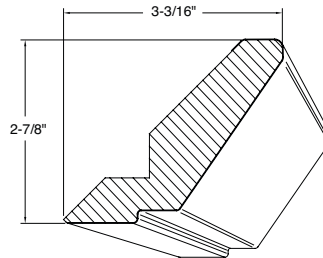
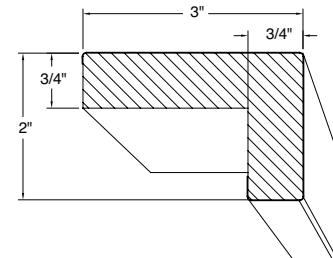
Scribe



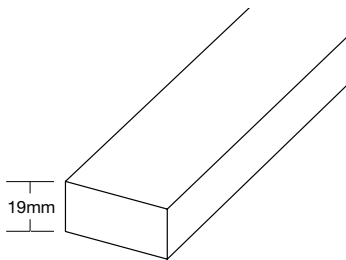
Batten

	Canadian Grey, Monaco, White Chocolate	Bright White, White Dove	Skye	Clearwater Oak, Dering Forest, Helena Walnut, Ocala Walnut, Sabine Walnut, Valley Forge Elm, White Cypress
Cove Crown w/heel	✓	✓	✓	NA
Shaker Crown w/heel	✓	✓	✓	NA
Traditional Crown	✓	✓	✓	NA
Light Rail w/heel	✓	✓	✓	NA
Scribe	✓	✓	✓	NA
Baseboard	✓	✓	✓	NA
Contemporary Crown	NA	NA	NA	✓
Light Shield	NA	NA	NA	✓
Batten	NA	NA	NA	✓

Please refer to pricing through Con-Nex,
our online ordering program

Allure DLV Accessories (continued)

Matte Scribe

Matte Shaker Crown w/heel

Matte Light Rail

96" Moulding	Anthracite Matte, Black Matte, Light Grey Matte, White Matte
Matte Scribe	✓
Matte Shaker Crown w/heel	✓
Matte Light Rail	✓

Allure DLV Filler


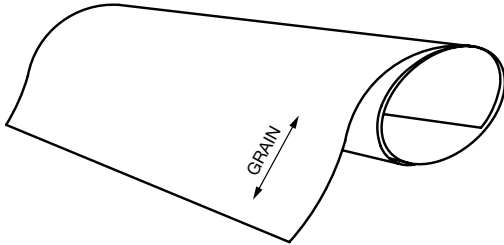
- Allure Filler (19mm thick) can be utilized as a functional filler, or applied as a full overlay trim application.
- All edges are banded with matching edgeband – no options.
- Filler width can be customized in 1/16" increments.
- Minimum size – all colors 2-3/4" x 6-3/8".
- Maximum size – Bright White, White Dove – 46" x 96".
- Maximum size – Anthracite Matte, Black Matte, Light Grey Matte, White Matte – 47-1/2" x 96".
- Maximum size – Canadian Grey, Clearwater Oak, Dering Forest, Helena Walnut, Sabine Walnut, Valley Forge Elm, White Chocolate and White Cypress – 34-1/2" x 96" vertical grain.
- Anthracite Matte, Black Matte, Bright White, Light Grey Matte, White Dove and White Matte fillers are manufactured using 19mm board. Canadian Grey, Clearwater Oak, Dering Forest, Helena Walnut, Sabine Walnut, Skye, Valley Forge Elm, White Chocolate and White Cypress fillers are manufactured using 6mm DLV center panel material sandwiched to 1/2" MDF, then edgebanded. Back of fillers using sandwiched construction method is raw MDF.

Allure DLV Filler (1.5 sq. ft. min.)		
Color	Design Charge	Material Charge (per sq. ft.)
Bright White, White Dove		
Canadian Grey, Clearwater Oak, Dering Forest, Helena Walnut, Monaco, Ocala Walnut, Sabine Walnut, Valley Forge Elm, White Chocolate, White Cypress		
Skye		
Anthracite Matte, Black Matte, Light Grey Matte, White Matte		

Allure DLV Accessories (continued)

DLV Veneers

- DLV veneers are .8mm thick with a phenolic backer.
- One end and one side are guaranteed to be free from physical damage.
- Per manufacturer’s recommendations, veneers should be unrolled, placed flat and allowed to acclimate 48 hours prior to application.
- Available with PSA backer option - upcharge and additional lead-time applies.
- 3-day lead-time.



Allure DLV Veneers	
	Size
Bright White	48-1/2" x 120"
Canadian Grey, Monaco, White Chocolate, White Dove	48-1/2" x 96-1/2"
Skye	60" x 108"
Anthracite Matte, Black Matte, Light Grey Matte, White Matte	48" x 120"
Clearwater Oak, Dering Forest, Helena Walnut, Ocala Walnut, Sabine Walnut, Valley Forge Elm and White Cypress	48" x 96"


PSA Backer Option

DLV veneers can be ordered with a PSA (Pressure Sensitive Adhesive) backer option. Veneers will be shipped with the PSA adhesive layer protected by a peel coat covering that must be removed prior to application.

- PSA upcharge for Canadian Grey, Clearwater Oak, Dering Forest, Helena Walnut, Monaco, Ocala Walnut, Sabine Walnut, Valley Forge Elm, White Chocolate, White Cypress and White Dove.
- PSA upcharge for Anthracite Matte, Black Matte, Bright White, Light Grey Matte, White Matte and Skye.
- PSA layer is a .1mm thick 3M clear pressure transfer adhesive membrane.
- PSA layer will be applied within 1/4" from one long edge the entire length of the veneer sheet.
- Adhesive width on veneer back is 48", regardless of veneer width.
- One end and one side are guaranteed to be free from physical damage.
- Per manufacturer’s recommendations, veneers should be unrolled, placed flat and allowed to acclimate 48 hours prior to application.
- PSA veneers should not be applied to bare solid wood or surfaces covered with sanding sealers, high pressure laminates, melamine or other plastic materials.
- Conestoga is not liable for product failure due to improper surface preparation or installation technique.
- Add 4 days to the veneer lead-time.



Please refer to pricing through Con-Nex, our online ordering program

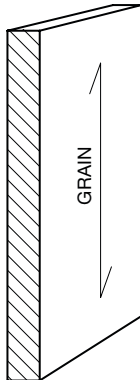
Allure DLV Accessories (continued)

Edgeband Rolls

- Matching color edgeband available in full rolls or 125' increments
- Bright White, Canadian Grey, Clearwater Oak, Dering Forest, Helena Walnut, Monaco, Ocala Walnut, Sabine Walnut, Skye, Valley Forge Elm, White Chocolate, White Cypress and White Dove– 1mm thick PVC material available in matching colors.
- Anthracite Matte, Black Matte, Light Grey Matte and White Matte – 1mm thick ABS material available in matching colors.
- Full rolls of PVC edgeband are 15/16" wide x 300' in length.
- Full rolls of Super Matte ABS edgeband are 15/16" wide x 300' in length.

Allure DLV Edgeband Rolls		
	Length	List Price
Bright White	125'	
	300'	
Canadian Grey	125'	
	300'	
Skye, White Dove, Clearwater Oak, Dering Forest, Helena Walnut, Ocala Walnut, Sabine Walnut, Valley Forge Elm, White Cypress	125'	
	300'	
Monaco	125'	
	300'	
White Chocolate	125'	
	300'	
Anthracite Matte, Black Matte, Light Grey Matte, White Matte	125'	
	300'	

Cut-To-Size 6mm & 19mm Panels

- Design Charge.
- 6mm* and 19mm thickness – 1 sq. ft. min. charge applies, regardless of actual size.
- Non-edgebanded panel: 6mm and 19mm panel minimum size - 2-1/2" x 2-1/2".
- 6mm* panel maximum: 48" x 96" (vertical grain).
- 19mm panel maximum: Bright White and White Dove - 46" x 109". Anthracite Matte, Black Matte, Light Grey Matte and White Matte - 48" x 96".
- Oversize packaging fee net applies to panels 36" and larger in width and length, or 84" and larger in either width or length.


Edgeband Option

- 19mm thickness only.
- 1mm matching edgeband applied to 1 to 4 edges, Design Charge per panel - Bright White and White Dove; Design Charge per panel -Anthracite Matte, Black Matte, Light Grey Matte and White Matte, regardless of number of edges receiving edgeband.
- Edgebanded panel: minimum size - 2-3/4" x 6-3/8".
- Maximum size - Bright White and White Dove - 46" x 96"; Anthracite Matte, Black Matte, Light Grey Matte and White Matte - 47-1/2" x 96".

Allure DLV Cut-To-Size Panels (per sq. ft.)				
Color	Non-Edgebanded		Edgebanded	
	6mm Thick	19mm Thick	6mm Thick	19mm Thick
Canadian Grey, Clearwater Oak, Dering Forest, Helena Walnut, Monaco, Ocala Walnut, Sabine Walnut, Valley Forge Elm, White Chocolate, White Cypress		NA	NA	NA
Bright White, White Dove			NA	
Skye		NA	NA	NA
Anthracite Matte, Black Matte, Light Grey Matte, White Matte			NA	

* Clearwater Oak, Dering Forest, Helena Walnut, Ocala Walnut, Sabine Walnut, Valley Forge Elm and White Cypress utilize 1/4" center panel material.

Allure DLV Accessories (continued)

Full Sheets

- Oversize packaging fee net applies to each full sheet.

Allure DLV Full Sheets		
	Size	List Price
Canadian Grey, Monaco, White Chocolate,	6mm x 49" x 97"	
Bright White, White Dove	6mm x 49" x 97"	
Skye	6mm x 49" x 97"	
Anthracite Matte, Black Matte, Light Grey Matte, White Matte	6mm x 48" x 110"	
Clearwater Oak, Dering Forest, Helena Walnut, Ocala Walnut, Sabine Walnut, Valley Forge Elm, White Cypress	1/4" x 49" x 97"	

Allure DLV Touch Up Kits

Allure DLV material is resistant to surface scratches, dents and normal wear. For care of minor surface abrasions, Touch Up Kits have been carefully matched for each Allure color.

- Kit includes a color marker and fil-stick.
- Order kit by color from chart below.

Allure DLV Touch Up Kits			
Anthracite Matte	Dering Forest	Sabine Walnut	White Dove
Black Matte	Helena Walnut	Skye	White Matte
Bright White	Light Grey Matte	Valley Forge Elm	
Canadian Grey	Monaco	White Chocolate	
Clearwater Oak	Ocala Walnut	White Cypress	

Moulding Cut-Down Option

To combat the exorbitant fees freight carriers are charging for packages 96" or longer, Conestoga offers an option to cut-down any of our mouldings to 90". This includes both trimming of the moulding to length and creating the associated packaging.

- net upcharge per piece.
- To order specify "Cut-Down to 90 inch" Option.

Product Care

Allure DLV products should be cleaned using a mild non-abrasive detergent and damp sponge or cloth. Avoid using abrasive cleaners, brushes, rags or cloths and never saturate DLV products with water or other liquids.

1-Year Limited Warranty

For a period of 1-year from the date of shipment, Allure products will be reasonably free of defects in materials and workmanship. When properly handled, Allure products will conform, within acceptable tolerances, to applicable manufacturing specifications. This limited warranty applies only to those Allure products which are stored, handled, and installed in the manner consistent with Conestoga's wood components. Conestoga will not be responsible or liable for any indirect, consequential or incidental damages or cost sustained by the user.

Allure Complementary Melamine/Paint/Laminates


	Bright White	White Dove	Canadian Grey	Skye
TFL/Melamine Board				
TFL Brand	Licar		Uniboard	
TFL Name	NA	NA	Canadian Grey (168)	Skye (H54)
CWS Paint				
Paint Match	Arctic White Colourtone	Frosty White Colourtone	DLV Canadian Grey	NA
Laminate				
Formica	NA	NA	NA	NA
Nevamar	NA	Smoky White S7027	Neutral Gray S6012	NA
Pionite	Ice White SW813 Textured Suede	NA	Dolphin Gray SG246 Textured Suede	NA
Wilsonart	Linen D427	NA	Dove Grey D92	Phantom Pearl 8211K

	Monaco	White Chocolate	Anthracite Matte	Black Matte	Light Grey Matte	White Matte
TFL/Melamine Board						
TFL Brand	Tafisa		Licar			
TFL Name	Monaco (L496)	White Chocolate (L492)	Anthracite (22099)	Black (25066)	Light Grey (25019)	White (25391)
CWS Paint						
Paint Match	NA	NA	NA	NA	NA	NA
Laminate						
Formica	Black Riftwood 6414	NA	NA	NA	NA	NA
Nevamar	Giant Gray Bamboo WX1150	Simplicity WO7100	NA	NA	NA	NA
Pionite	NA	NA	NA	NA	NA	NA
Wilsonart	Skyline Walnut 7964K	NA	Charcoal Velvet 15504	Black Velvet 15505	Silver Velvet 15503	Snow White Velvet 15501
Panolam	NA	NA	NA	NA	NA	White Diamond SW8900 Flawless

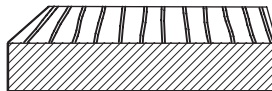
	Clearwater Oak	Ocala Walnut	Dering Forest	White Cypress	Valley Forge Elm	Helena Walnut	Sabine Walnut
TFL/Melamine Board							
TFL Brand	Wilsonart						
TFL Name	Clearwater Oak 8247	Ocala Walnut 8256	Dering Forest 8226	White Cypress 7976	Valley Forge Elm 8231	Helena Walnut 8252	Sabine Walnut 8254

Thermally Textured Surface Doors & Drawer Fronts


The Intrigue TTS collection offers an array of patterns consisting of solid colors along with realistic woodgrain appearances and textures. This product line exhibits a high level of durability, at multiple aggressive price points. Intrigue products provide dimensional stability as well as resistance to scratching, rub marks and abrasions.



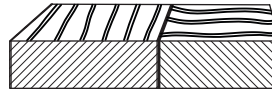
Intrigue Slab




(door/drawer front)
 Min: 2-3/4" x 6-3/8"
 (vertical grain)
 Max: 48" x 96"
 (vertical grain)
 Min: 6-3/8" x 2-3/4"
 (horizontal grain)
 Max: 96" x 48"
 (horizontal grain)
 Vertical grain standard on door and drawer front.



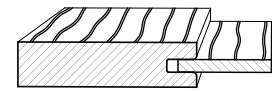
Intrigue 3-Piece





(door/drawer front)
 Min: 8-3/4" x 5-3/4"
 (horizontal grain panel)
 Max: 96" x 48"
 (horizontal grain panel)
 3" framing
 Horizontal grain standard on panel only, no option.



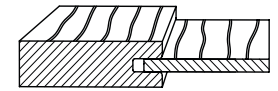
Intrigue 5-Piece



(door/drawer front)
 Door Min: 8-3/4" x 7"
 (vertical grain standard)
 Drawer Min: 8-3/4" x 5-3/4"
 (horizontal grain standard)
 Door Max: 48" x 96" (vertical)
 Door Min: 8-3/4" x 7"
 (horizontal grain, optional)
 Drawer Min: 8-3/4" x 5-3/4"
 (vertical grain, optional)
 Drawer Max: 96" x 48"
 (horizontal)
 Door: 3" framing
 Drawer: 2-1/4" rails
 3" stiles



Intrigue Slim 5-Piece



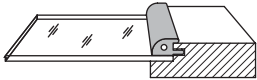
(door/drawer front)
 Door Min: 7-1/4" x 7"
 (vertical grain standard)
 Drawer Min: 7-1/4" x 5-3/4"
 (horizontal grain standard)
 Door Max: 45" x 96" (vertical)
 Door Min: 7-1/4" x 7"
 (horizontal grain, optional)
 Drawer Min: 7-1/4" x 5-3/4"
 (vertical grain, optional)
 Drawer Max: 96" x 45"
 (horizontal)
 Door: 2-1/4" framing
 Drawer: 2-1/4" rails
 2-1/4" stiles

Intrigue TTS Material Charges (1.5 sq. ft. min.)				
	Slab	3-Piece	5-Piece	Slim 5-Piece
Carbon Frozen Wood (H1292)				
Grey Vicenza Oak (H3158)				
Natural Carini Walnut (H3710)				
Stone Grey Frozen Wood (H1288)				
White Frozen Wood (H1290)				
Coastal White (W1050)		NA	NA	NA
Fog Grey (U779)		NA	NA	NA

All Intrigue TTS products utilize TSCA/CARB2 compliant composite core materials.


Offering And Availability

All Conestoga products are available in a wide variety of specifications to satisfy your custom needs. The information below indicates any exceptions or limitations pertaining to the designs on the previous page. For a detailed listing of a particular product specification, refer to the page indicated.

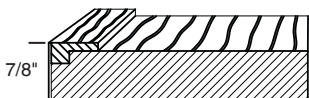
Intrigue TTS Color Selections	
	See Color Availability and Pricing Chart on previous page.
Edge Profiles	
	Design specific – 0.8mm matching color ABS edgeband has slightly eased edges.
Options	
pgs 5.56, 7.11-7.15	All designs – concealed hinge boring, Soss hinge boring and sample ID label. Vertical grain direction standard on Slab door and drawer front. Horizontal grain panel standard on 3-Piece door and drawer front; vertical grain panel not available. Slim 5-Piece and 5-Piece doors; vertical grain panel standard, horizontal grain panel option available. Horizontal grain panel standard on Slim 5-Piece and 5-Piece drawer front; vertical grain panel option available. Sequential grain matching available on Slab design only; Sequential Grain Match Order Form located in Order Forms Section of manual. Multi-panel doors available in Slim 5-Piece and 5-Piece designs only. Multi-panel maximum size is 48" x 96". Midrail minimum width is 3" regardless of design selected.
Mullions/Frame Only	
	<p>Mullions not available. Frame only doors available in all Intrigue colors eligible for Slim 5-Piece and 5-Piece design. A medium grey retainer moulding is automatically included (additional charge applies). The retainer moulding covers the raw substrate, eliminating the need to paint or mask visible substrate.</p> <p>Note: Frame only door pricing is calculated using (list) Design Charge, plus the actual square footage of the door multiplied by the material square foot charge. In addition the following upcharge must be added:</p> <p>1.0 to 4.0 sq. ft. 4.01 to 7.0 sq. ft. 7.01 sq. ft. or larger</p> <div style="text-align: center;">  <p>Retainer Moulding</p> </div>
Accessories	
pgs 5.57-5.62	Veneers, Edgeband Rolls, Mouldings, Cut-to-Size Panels (1/4" & 19mm), Full Sheets (1/4" & 19mm), Touch Up Kits.

Thermally Textured Surface Doors & Drawer Fronts

The Intrigue TTS Terrace design offers an array of patterns consisting of realistic woodgrain appearances and textures. This product line exhibits a high level of durability providing dimensional stability as well as resistance to scratching, rub marks and abrasions.



Intrigue Terrace



Intrigue TTS Terrace Material Charge (1.5 sq. ft. min.)	
	Terrace
Carbon Frozen Wood (H1292)	
Grey Vicenza Oak (H3158)	
Natural Carini Walnut (H3710)	

- Door Min: 6-3/8" x 4-1/2"
(vertical grain)
- Drawer Min: 6-3/8" x 4-1/2"
(vertical grain)
- Door Max: 48" x 95-1/2"
(vertical grain)
- Drawer Max: 48" x 95-1/2"
(vertical grain)
- 3/4" wide moulding on face
- 3/4" thick TTS panel
- Vertical grain standard on door and drawer front.

All Intrigue TTS products utilize TSCA/CARB2 compliant composite core materials.

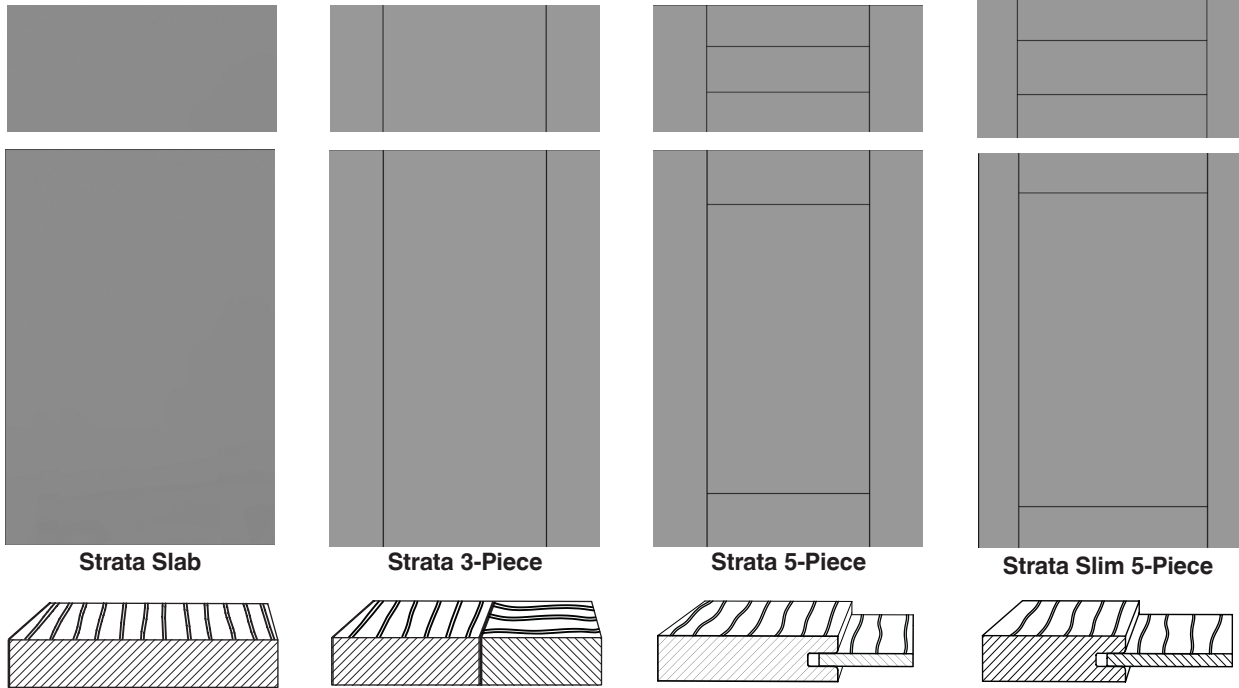
Offering And Availability

All Conestoga products are available in a wide variety of specifications to satisfy your custom needs. The information below indicates any exceptions or limitations pertaining to the designs on the previous page. For a detailed listing of a particular product specification, refer to the page indicated.

Intrigue TTS Color Selections	
	See Color Availability and Pricing Chart on previous page.
Edge Profiles	
	Design specific – 0.8 mm ABS edgeband has slightly eased edges. Matching color edgeband.
Options	
	Concealed hinge boring, SOSS hinge boring and Sample ID Label. Vertical grain direction standard on Terrace door and drawer front. Horizontal grain direction optional. Multi-panel doors not available.
Mullions/Frame Only	
	Mullions and frame only doors not available.
Accessories	
pgs 5.57-5.62	Veneers, Edgeband Rolls, Mouldings, Cut-to-Size Panels (1/4" & 19mm), Full Sheets (1/4" & 19mm), Touch Up Kits.

Thermally Textured Surface Doors & Drawer Fronts

Conestoga's edgebanded Strata TTS program incorporates European styling and laminate technology to produce contemporary doors and accessory products featuring realistic wood patterns and varying degrees of grain textures. Strata products are extremely durable, colorfast and available in a variety of colors and patterns.



Min: 2-3/4" x 6-3/8"
(vertical grain)
Max: 48" x 96"
(vertical grain)
Min: 6-3/8" x 2-3/4"
(horizontal grain)
Max: 96" x 48"
(horizontal grain)
Vertical grain standard on door and drawer front.

Min: 8-3/4" x 5-3/4"
(horizontal grain panel)
Max: 96" x 48"
(horizontal grain panel)
3" framing
Horizontal grain standard on panel only.

Door Min: 8-3/4" x 7"
(vertical grain standard)
Drawer Min: 8-3/4" x 5-3/4"
(horizontal grain standard)
Door Max: 48" x 96"
(vertical grain)
Door Min: 8-3/4" x 7"
(horizontal grain-optional)
Drawer Min: 8-3/4" x 5-3/4"
(vertical grain-optional)
Drawer Max: 96" x 48"
(horizontal grain)
Door: 3" framing
Drawer: 2-1/4" rails
3" stiles

Door Min: 7-1/4" x 7"
(vertical grain standard)
Drawer Min: 7-1/4" x 5-3/4"
(horizontal grain standard)
Door Max: 45" x 96"
(vertical)
Door Min: 7-1/4" x 7"
(horizontal grain, optional)
Drawer Min: 7-1/4" x 5-3/4"
(vertical grain, optional)
Drawer Max: 96" x 45"
(horizontal)
2-1/4" framing

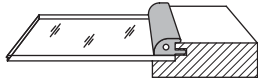
Strata Material Charges (1.5 sq. ft. min.)				
	Slab	3-Piece	5-Piece	Slim 5-Piece
Tier 1				
Tier 3				

Some Strata colors have different levels of texture on the face than on the back. All Strata Slab, 3-Piece, 5-Piece and Slim 5-Piece designs will have a blue dot label to identify which surface is the face.

All Strata TTS products utilize TSCA/CARB2 compliant composite core materials.

Offering And Availability

All Conestoga products are available in a wide variety of specifications to satisfy your custom needs. The information below indicates any exceptions or limitations pertaining to the designs on the previous page. For a detailed listing of a particular product specification, refer to the page indicated.



Edge Profiles	
	Design specific – 1mm ABS edgeband has eased edges. Matching color edgeband standard, contrasting ABS stainless edgeband is optional, see Options for pricing.
Options	
pgs 5.56, 7.11-7.15	All designs – concealed hinge boring, Soss hinge boring and sample ID label. Vertical grain direction standard on Slab door and drawer front. Horizontal grain panel standard on 3-Piece door and drawer front; vertical grain panel not available. Vertical grain pattern standard on Slim 5-Piece and 5-Piece doors; horizontal grain panel option available. Horizontal grain pattern standard on Slim 5-Piece and 5-Piece drawer front; vertical grain pattern available. Sequential grain matching available on Slab design only; Sequential Grain Match Order Form located in Order Forms section of manual. Contrasting ABS stainless finish 1mm edgeband is available with all colors. Add per square foot. Multi-panel doors available in Slim 5-Piece and 5-Piece designs only. Multi-panel maximum size is 48" x 96". Midrail minimum width is 3" regardless of design selected.
Mullions/Frame Only	
	<p>Mullions not available. Frame only doors available in all colors eligible for Slim 5-Piece and 5-Piece designs. A medium grey retainer moulding is automatically included (upcharge applies). The retainer moulding covers the raw substrate, eliminating the need to paint or mask visible substrate.</p> <p>Note: Frame only door pricing is calculated using a Design Charge, plus the actual square footage of the door multiplied by the material square foot charge. In addition the following upcharge must be added:</p> <p>1.0 to 4.0 sq. ft. 4.01 to 7.0 sq. ft. 7.01 sq. ft. or larger</p> <div style="text-align: center;">  <p>Retainer Moulding</p> </div>
Accessories	
pgs 5.57-5.62	Veneers, Edgeband Rolls, Mouldings, Cut-to-Size Panels (8mm & 19mm), Full Sheets (8mm & 19mm), 38mm Slabs, Lightweight 38mm Slabs, Touch Up Kits.

Strata Colors/Textures/Material Charge Tier				
Color	BO11 - Bianco ❶	LG18 - Graphite ❶	LK55 - Palissandro ❶	LK84 - Oregon Pine ❶
Texture	Matrix/Matrix	Matrix/Matrix	Matrix/Matrix	Matrix/Matrix
Color	LM08 - Carbone ❶	LM67 - Aspen Oak ❶	LM69 - City Oak ❶	LM96 - Swiss Almond ❶
Texture	Matrix/Matrix	Matrix/Matrix	Matrix/Matrix	Matrix/Matrix
Color	LN27 - Barn Oak ❶	LN30 - Vineyard Oak ❶	SO11 - Silver Sand ❸	SO12 - Burned ❸
Texture	Matrix/Matrix	Matrix/Matrix	Yosemite/Yosemite	Yosemite/Yosemite
Color	SO13 - Cypress Point ❸	SO15 - Light Carbon ❸	U129 Nero ❸	
Texture	Yosemite/Yosemite	Yosemite/Yosemite	Yosemite/Yosemite	

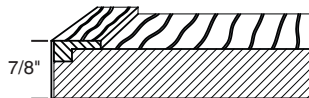
❶, ❸ Indicates Material Charge Tier.

Thermally Textured Surface Doors & Drawer Fronts

Conestoga's edgebanded Strata TTS program incorporates European styling and laminate technology to produce contemporary doors and accessory products featuring realistic wood patterns and varying degrees of grain textures. Strata products are extremely durable, colorfast and available in a variety of colors and patterns.



Strata Terrace



Strata TTS Terrace Material Charge (1.5 sq. ft. min.)	
	Terrace
BO11 - Bianco (Tier 1)	
LG18 - Graphite (Tier 1)	
LK84 - Oregon Pine (Tier 1)	
LM08 - Carbone (Tier 1)	
LM67 - Aspen Oak (Tier 1)	
LM69 - City Oak (Tier 1)	
LN30 - Vineyard Oak (Tier 1)	
SO15 - Light Carbon (Tier 3)	

- Door Min: 6-3/8" x 4-1/2"
(vertical grain)
- Drawer Min: 6-3/8" x 4-1/2"
(vertical grain)
- Door Max: 48 x 95-1/2"
(vertical grain)
- Drawer Max: 48" x 95-1/2"
(vertical grain)
- 3/4" wide moulding on face
- 3/4" thick TTS panel
- Vertical grain standard on door and drawer front.

All Strata TTS products utilize TSCA/CARB2 compliant composite core materials.

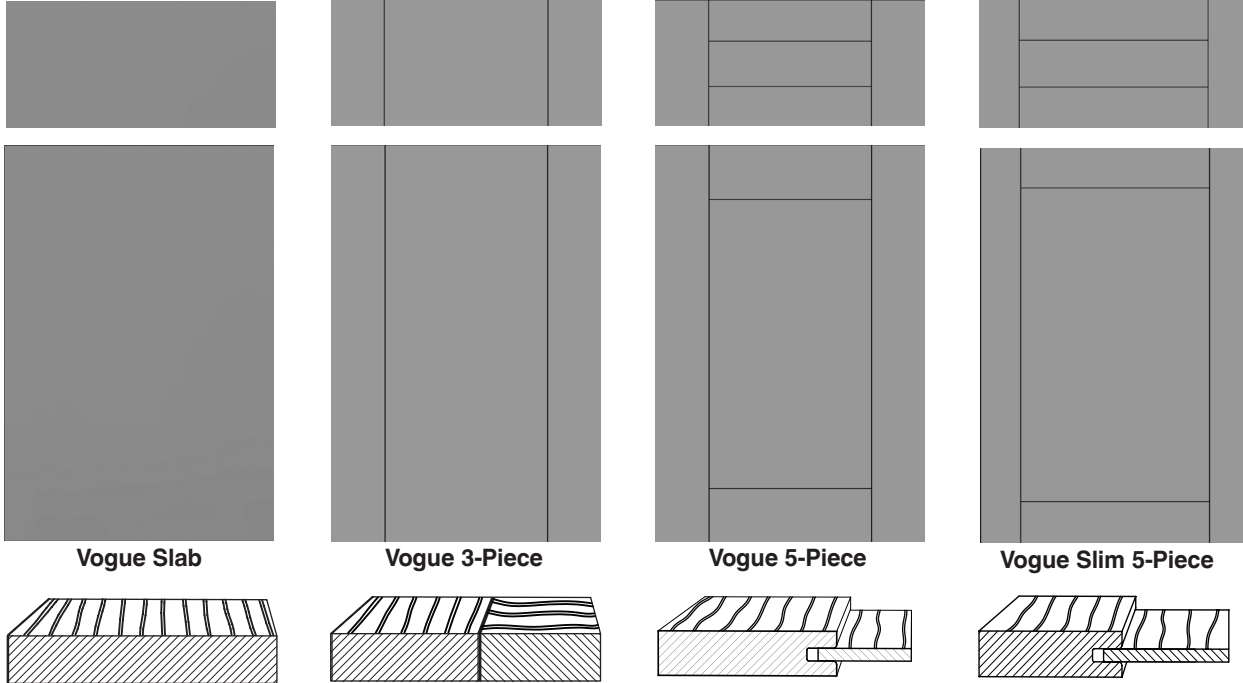
Offering And Availability

All Conestoga products are available in a wide variety of specifications to satisfy your custom needs. The information below indicates any exceptions or limitations pertaining to the designs on the previous page. For a detailed listing of a particular product specification, refer to the page indicated.

Strata TTS Color Selections	
	See Color Availability and Pricing Chart on previous page.
Edge Profiles	
	Design specific – 1mm ABS edgeband has slightly eased edges. Matching color edgeband.
Options	
	Concealed hinge boring, SOSS hinge boring and Sample ID Label. Vertical grain direction standard on Terrace door and drawer front. Horizontal grain direction optional. Multi-panel doors not available.
Mullions/Frame Only	
	Mullions and frame only doors not available.
Accessories	
pgs 5.57-5.62	Veneers, Edgeband Rolls, Mouldings, Cut-to-Size Panels (8mm & 19mm), Full Sheets (8mm & 19mm), 38mm Slabs, Lightweight Slabs and Touch Up Kits.

Thermally Textured Surface Doors & Drawer Fronts

The Vogue TTS line of products offers the same realistic wood look and a high level of durability as Strata, but with a less aggressive surface texture. In addition, Vogue panel surfaces contain an antibacterial surface agent, perfect for kitchens, schools, medical offices and retail environments.



Min: 2-3/4" x 6-3/8"
(vertical grain)

Max: 48" x 96"
(vertical grain)

Min: 6-3/8" x 2-3/4"
(horizontal grain)

Max: 96" x 48"
(horizontal grain)

Vertical grain standard on door and drawer front.

Min: 8-3/4" x 5-3/4"
(horizontal grain panel)

Max: 96" x 48"
(horizontal grain panel)

3" framing

Horizontal grain standard on panel only, no option.

Door Min: 8-3/4" x 7"
(vertical grain standard)

Drawer Min: 8-3/4" x 5-3/4"
(horizontal grain standard)

Door Max: 48" x 96"
(vertical)

Door Min: 8-3/4" x 7"
(horizontal grain, optional)

Drawer Min: 8-3/4" x 5-3/4"
(vertical grain, optional)

Drawer Max: 96" x 48"
(horizontal)

Door: 3" framing

Drawer: 2-1/4" rails
3" stiles

Door Min: 7-1/4" x 7"
(vertical grain standard)

Drawer Min: 7-1/4" x 5-3/4"
(horizontal grain standard)

Door Max: 45" x 96"
(vertical)

Door Min: 7-1/4" x 7"
(horizontal grain, optional)

Drawer Min: 7-1/4" x 5-3/4"
(vertical grain, optional)

Drawer Max: 96" x 45"
(horizontal)

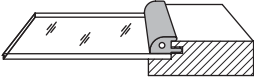
2-1/4" framing

Vogue TTS Material Charges (1.5 sq. ft. min.)				
	Slab	3-Piece	5-Piece	Slim 5-Piece
Fresno Glacial (16N)				
Nogal Slow (5AE)				
Roble Aurora (98V)				
Roble Azabache (75V)				
Roble Colorado (97V)				
Roble Denver (84V)				
Roble Eternity (4AE)				
Roble Joplin (17N)				
Roble Stella (74V)				

All Vogue TTS products use TSCA/CARB2 compliant composite core materials.


Offering And Availability

All Conestoga products are available in a wide variety of specifications to satisfy your custom needs. The information below indicates any exceptions or limitations pertaining to the designs on the previous page. For a detailed listing of a particular product specification, refer to the page indicated.

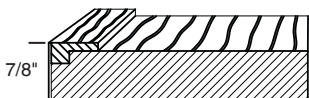
TTS Color Selections	
	See Color Availability and Pricing Chart on previous page.
Edge Profiles	
	Design specific – 1mm PVC edgeband has slightly eased edges. Matching color edgeband.
Options	
pgs 5.56, 7.11-7.15	All designs – concealed hinge boring, Soss hinge boring and Sample ID label. Vertical grain direction standard on Slab door and drawer front. Horizontal grain panel standard on 3-Piece door and drawer front; vertical grain panel not available. Slim 5-Piece and 5-Piece doors: vertical grain panel standard; horizontal grain panel option available. Horizontal grain panel standard on a Slim 5-Piece and 5-Piece drawer front; vertical grain panel option available. Sequential grain matching available on Slab design only; see following page for program details and pricing. Sequential Grain Match Order Form located in Order Forms Section of manual. Multi-panel doors available in Slim 5-Piece and 5-Piece designs only. Multi-panel maximum size is 48" x 96". Midrail minimum width is 3" regardless of design selected.
Mullions/Frame Only	
	<p>Mullions not available. Frame only doors available in all Vogue colors eligible for Slim 5-Piece and 5-Piece designs. A medium grey retainer moulding is automatically included (upcharge applies). The retainer moulding covers the raw substrate, eliminating the need to paint or mask visible substrate.</p> <p>Note: Frame only door pricing is calculated using a (list) Design Charge, plus the actual square footage of the door multiplied by the material square foot charge. In addition the following upcharge must be added:</p> <p>1.0 to 4.0 sq. ft. 4.01 to 7.0 sq. ft. 7.01 sq. ft. or larger</p> <div style="text-align: center;">  <p>Retainer Moulding</p> </div>
Accessories	
pgs 5.57-5.62	Veneers, Edgeband Rolls, Mouldings, Cut-to-Size Panels (8mm & 19mm), Full Sheets (8mm & 19mm), 38mm Slabs, Lightweight 38mm Slabs, Touch Up Kits.

Thermally Textured Surface Doors & Drawer Fronts

The Vogue TTS line of products offers the same realistic wood look and a high level of durability as Strata, but with a less aggressive surface texture. In addition, Vogue panel surfaces contain an antibacterial surface agent, perfect for kitchens, schools, medical offices and retail environments.



Vogue Terrace



Vogue TTS Material Charges (1.5 sq. ft. min.)

	Terrace
Fresno Glacial (16N)	
Nogal Slow (5AE)	
Roble Aurora (98V)	
Roble Azabache (75V)	
Roble Denver (84V)	
Roble Stella (74V)	

Door Min: 4-1/2" x 6-3/8"

(vertical grain)

Drawer Min: 6-3/8" x 4-1/2"

(vertical grain)

Door Max: 48" x 95-1/2"

(vertical grain)

Drawer Max: 48" x 95-1/2"

(vertical grain)

3/4" wide moulding on face

3/4" thick TTS panel

Vertical grain standard on

door and drawer front.

All Vogue TTS products utilize TSCA/CARB2 compliant composite core materials.

Offering And Availability

All Conestoga products are available in a wide variety of specifications to satisfy your custom needs. The information below indicates any exceptions or limitations pertaining to the designs on the previous page. For a detailed listing of a particular product specification, refer to the page indicated.

Strata TTS Color Selections	
	See Color Availability and Pricing Chart on previous page.
Edge Profiles	
	Design specific – 1mm PVC edgeband has slightly eased edges. Matching color edgeband.
Options	
	Concealed hinge boring, SOSS hinge boring and Sample ID Label. Vertical grain direction standard on Terrace door and drawer front. Horizontal grain direction optional. Multi-panel doors not available.
Mullions/Frame Only	
	Mullions and frame only doors not available.
Accessories	
pgs 5.57-5.62	Veneers, Edgeband Rolls, Mouldings, Cut-to-Size Panels (8mm & 19mm), Full Sheets (8mm & 19mm), 38mm Slabs, Lightweight 38mm Slabs and Touch Up Kits.

Sequential Grain Matching

- Sequential Grain Matching is available on all Strata, Vogue and most Intrigue Thermally Textured Surfaces (TTS) edgebanded Slab doors and drawer fronts. Not available in Intrigue TTS U7779 Fog Grey or W1050 Coastal White.
- Vertical or horizontal grain orientation is available on Slab doors and drawer fronts and must be specified.
- Grain matching will flow through all of the associated doors and/or drawer fronts on individual cabinets. A maximum of 6 pieces is permitted within a single sequenced grouping.
- Grain will not match from cabinet to cabinet.
- Due to the total cutter diameter required to cut panel blanks, spacing is approximately 1/8" between sequentially matched components unless otherwise noted on specific templates.
- Each door and drawer front will be identified to designate its sequence within a cabinet. Doors and drawer fronts will be labeled on the face in the lower right corner with a numeric/alpha code combination to represent your item number and all of the related pieces to that specific item. (Example: 1A, 1B, etc.)
- Doors and drawer fronts requiring sequential matching are priced using the Material Charges listed in the chart below.
- Maximum cabinet sizes cannot exceed 46" across the grain or 94" with the grain.
- Additional information regarding the Sequential Grain Matching program, including configuration templates, is available on the Customer Business Portal or in a PDF file. Contact your Sales Representative or Customer Service.
- In the event that a replacement is needed, the entire template (series of doors and drawer fronts) will need to be reordered to ensure a consistent grain match.

TTS Sequential Grain Match Pricing		
	Design Charge (per Door/Drawer Front)	Material Charge (1 sq. ft. min.)
Intrigue Slab		
Strata Slab - Tier 1		
Strata Slab - Tier 3		
Vogue Slab		

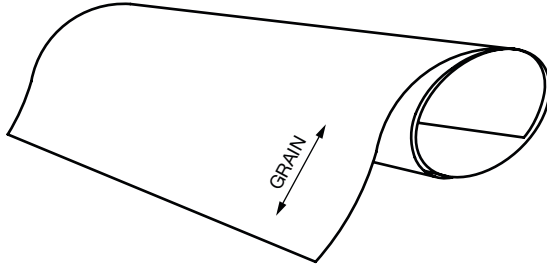
Ordering Instructions

- To achieve Sequential Grain Matching, all corresponding doors and drawer fronts will be cut from an oversized blank.
- Doors and drawer fronts requiring Sequential Grain Matching must be ordered using Conestoga's Sequential Grain Matching (SGM) Templates and Order Form #2 to identify the specific cabinet configuration, position and sequence of the individual pieces within a cabinet. Templates for cabinet configurations range from 2 pieces to 6 pieces.
- Select the appropriate SGM template number that matches your cabinet configuration. Indicate the grain direction of your doors and drawer fronts (vertical or horizontal).
- Following the alpha sequence of the template, enter your doors and drawer fronts in positions A, B, C etc., width x height.
- Indicate whether each piece is being used as a door or a drawer front.
- Specify concealed hinge boring and grain direction, as well as any special instructions in the notes section.

Thermally Textured Surface Accessories

Complementary accessories to fabricate casework and ancillary items are available in matching TTS color components. Textures do not match panel stock.

TTS Veneers (Intrigue, Strata and Vogue)



- Available in all TTS colors.
Note: Textures on veneers range from linear to registered and embossed and are more subtle compared to panel texture.
- TTS veneers are .8mm thick with a phenolic backer.
- One end and one side are guaranteed to be free from physical damage.
- Per manufacturer's recommendations, veneers should be unrolled, placed flat and allowed to acclimate 48 hours prior to application.
- Available with PSA backer option - upcharge and additional lead-time applies.
- 3-day lead-time.

TTS Veneers		
Intrigue	Sheet Thickness	Sheet Size
Carbon Frozen Wood (H1292), Grey Vicenza Oak (H3158), Natural Carini Walnut (H3710), Stone Grey Frozen Wood (H1288), White Frozen Wood (H1290)	.8mm	49" x 97"
Strata		
Aspen Oak (LM67), Barn Oak (LN27), Bianco (BO11), Burned (SO12), Carbone (LM08), City Oak (LM69), Cypress Point (SO13), Graphite (LG18), Light Carbon (SO15), Nero (U129), Oregon Pine (LK84), Palissandro (LK55), Silver Sand (SO11), Swiss Almond (LM96), Vineyard Oak (LN30)	.8mm	51" x 120"
Vogue		
Fresno Glacial (16N), Nogal Slow (5AE), Roble Aurora (98V), Roble Azabache (75V), Roble Colorado (97V), Roble Denver (84V), Roble Eternity (4AE), Roble Joplin (17N), Roble Stella (74V)	.8mm	51" x 120"

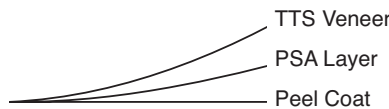
Please refer to pricing through Con-Nex, our online ordering program

Thermally Textured Surface Accessories (continued)

PSA Backer Option (Intrigue, Strata and Vogue)

TTS veneers can be ordered with a PSA (Pressure Sensitive Adhesive) Backer Option. Veneers will be shipped with the PSA adhesive layer protected by a peel coat covering that must be removed prior to application.

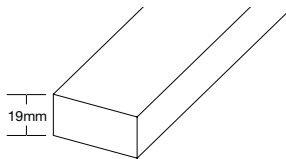
- PSA layer is a .1mm thick 3M clear pressure transfer adhesive membrane.
- PSA layer will be applied within 1/4" from one long edge the entire length of the veneer sheet.
- Adhesive width on veneer back is 48", regardless of veneer width.
- One end and one side are guaranteed to be free from physical damage.
- Proper surface conditions and preparation is essential to successful application and performance of veneered surfaces.
- Per manufacturer's recommendations, veneers should be unrolled, placed flat and allowed to acclimate 48 hours prior to application.
- PSA veneers should not be applied to bare solid wood or surfaces covered with sanding sealers, high pressure laminates, melamine or other plastic materials.
- Conestoga is not liable for product failure due to improper surface preparation or installation technique.
- Add 4 days to TTS veneer lead-time.



TTS PSA Backer			
Veneer	Sheet Size	Thickness w/PSA	PSA Upcharge
Intrigue TTS	49" x 97"	.9mm	
Strata TTS	51" x 120"	.9mm	
Vogue TTS	51" x 120"	.9mm	

*Add PSA application charge to the veneer sheet cost.

TTS Narrow Overlay Filler (Intrigue, Strata and Vogue)

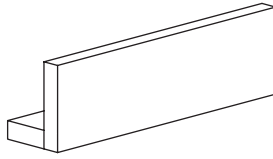


- Narrow Overlay Filler (19mm thick) can be applied to installation fillers for full overlay trim applications.
- Filler width can be customized in 1/16" increments from 1-1/2" to 2-11/16" in width and lengths from 12" to 96".
- All edges are banded with matching edgeband – no option.
- Sold in pairs – no option.

TTS Narrow Overlay Filler (1.5 sq. ft. min.)		
Intrigue	Design Charge (per pair)	Material Charge
Carbon Frozen Wood (H1292), Coastal White (W1050), Fog Grey (U779), Grey Vicenza Oak (H3158), Natural Carini Walnut (H3710), Stone Grey Frozen Wood (H1288), White Frozen Wood (H1290)		
Strata		
Aspen Oak (LM67), Barn Oak (LN27), Bianco (BO11), Carbone (LM08), City Oak (LM69), Graphite (LG18), Oregon Pine (LK84), Palissandro (LK55), Swiss Almond (LM96), Vineyard Oak (LN30)		
Burned (SO12), Cypress Point (SO13), Light Carbon (SO15), Nero (U129), Silver Sand (SO11)		
Vogue		
Fresno Glacial (16N), Nogal Slow (5AE), Roble Aurora (98V), Roble Azabache (75V), Roble Colorado (97V), Roble Denver (84V), Roble Eternity (4AE), Roble Joplin (17N), Roble Stella (74V)		

Thermally Textured Surface Accessories (continued)

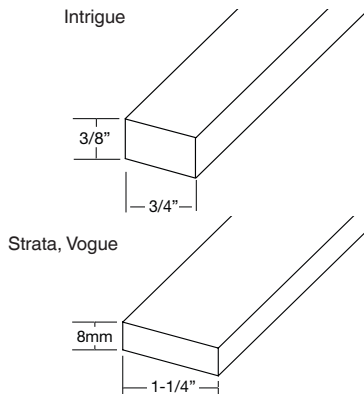
TTS L-Moulding (Intrigue, Strata and Vogue)



- Accent moulding can be used as fascia or under cabinets as a light rail.
- Face width can be customized in 1/16" increments from 2-3/4" to 8". Mounting plate is 2-3/4" wide - not customizable.
- Moulding Cut-Down Option available.
- Matching color edgeband is standard. All edges are banded including ends.
- Sold in 96" length.

TTS L-Moulding		
Intrigue	Face Width	Price
Carbon Frozen Wood (H1292), Grey Vicenza Oak (H3158), Natural Carini Walnut (H3710), Stone Grey Frozen Wood (H1288), White Frozen Wood (H1290)	2-3/4" to 4"	
	4-1/16" to 8"	
Strata		
Aspen Oak (LM67), Barn Oak (LN27), Bianco (BO11), Carbone (LM08), City Oak (LM69), Graphite (LG18), Oregon Pine (LK84), Palissandro (LK55), Swiss Almond (LM96), Vineyard Oak (LN30)	2-3/4" to 4"	
Burned (SO12), Cypress Point (SO13), Light Carbon (SO15), Nero (U129), Silver Sand (SO11)		
Aspen Oak (LM67), Barn Oak (LN27), Bianco (BO11), Carbone (LM08), City Oak (LM69), Graphite (LG18), Oregon Pine (LK84), Palissandro (LK55), Swiss Almond (LM96), Vineyard Oak (LN30)	4-1/16" to 8"	
Burned (SO12), Cypress Point (SO13), Light Carbon (SO15), Nero (U129), Silver Sand (SO11)		160.00
Vogue		
Fresno Glacial (16N), Nogal Slow (5AE), Roble Aurora (98V), Roble Azabache (75V), Roble Colorado (97V), Roble Denver (84V), Roble Eternity (4AE), Roble Joplin (17N), Roble Stella (74V)	2-3/4" to 4"	
Fresno Glacial (16N), Nogal Slow (5AE), Roble Aurora (98V), Roble Azabache (75V), Roble Colorado (97V), Roble Denver (84V), Roble Eternity (4AE), Roble Joplin (17N), Roble Stella (74V)	4-1/16" to 8"	


TTS Scribe Moulding (Intrigue, Strata and Vogue)



- Intrigue Scribe Moulding is 3/8" thick x 3/4" wide x 96" long.
- Intrigue Scribe is manufactured utilizing 19mm edgebanded panels edgebanded on the face and both short edges of the moulding, while the two 3/8" thick long edges are the matching TFL board surface. The back of the moulding is uncoated for installation.
- Intrigue Scribe Mouldings are shipped with an additional support piece to provide reinforced stability throughout the delivery process.
- Strata & Vogue Scribe Moulding is 8mm thick x 1-1/4" wide x 96" long.
- Strata & Vogue Scribe is manufactured utilizing edgebanded 8mm material, banded on one long edge and both short edges with matching edgeband.
- Moulding Cut-Down Option is available, but will remove one short edgebanded end.
- Sold in pairs – no option.

TTS Scribe Moulding	
Intrigue	Price per piece
Carbon Frozen Wood (H1292), Coastal White (W1050), Fog Grey (U779), Grey Vicenza Oak (H3158), Natural Carini Walnut (H3710), Stone Grey Frozen Wood (H1288), White Frozen Wood (H1290)	
Coastal White (W1050), Fog Grey (U779)	
Strata	
Aspen Oak (LM67), Barn Oak (LN27), Bianco (BO11), Carbone (LM08), City Oak (LM69), Graphite (LG18), Oregon Pine (LK84), Palissandro (LK55), Swiss Almond (LM96), Vineyard Oak (LN30)	
Burned (SO12), Cypress Point (SO13), Light Carbon (SO15), Nero (U129), Silver Sand (SO11)	
Vogue	
Fresno Glacial (16N), Nogal Slow (5AE), Roble Aurora (98V), Roble Azabache (75V), Roble Colorado (97V), Roble Denver (84V), Roble Eternity (4AE), Roble Joplin (17N), Roble Stella (74V)	

Thermally Textured Surface Accessories (continued)

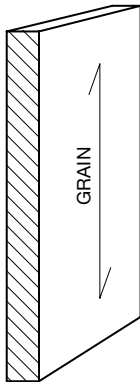


Edgeband Rolls (Intrigue, Strata and Vogue)

- Available in all Intrigue, Strata and Vogue colors.
- Available in full rolls or in 125' increments.
- Edgeband can be applied with PUR or EVA adhesives.
- Full rolls of edgeband vary in length. See chart below for details.
- Edgeband width varies. See chart below for details.

TTS Edgeband Rolls					
Intrigue	Material Makeup	Width	Thickness	Length	Price
Carbon Frozen Wood (H1292), Grey Vicenza Oak (H3158), Natural Carini Walnut (H3710), Stone Grey Frozen Wood (H1288), White Frozen Wood (H1290)	ABS	23mm	.8mm	125'	
				246'	
Coastal White (W1050), Fog Grey (U779)	PVC	23mm	.8mm	125'	
				600'	
Strata					
Aspen Oak (LM67), Barn Oak (LN27), Bianco (BO11), Burned (SO12), Carbone (LM08), City Oak (LM69), Cypress Point (SO13), Graphite (LG18), Light Carbon (SO15), Nero (U129), Oregon Pine (LK84), Palissandro (LK55), Silver Sand (SO11), Stainless Steel Finish, Swiss Almond (LM96), Vineyard Oak (LN30)	ABS	23mm	1mm	125'	
				328'	
Vogue					
Fresno Glacial (16N), Nogal Slow (5AE), Roble Aurora (98V), Roble Azabache (75V), Roble Colorado (97V), Roble Denver (84V), Roble Eternity (4AE), Roble Joplin (17N), Roble Stella (74V)	PVC	22mm	1mm	125'	
				575'	

Cut-To-Size TTS Textured Panels (Intrigue, Strata and Vogue)



- Cut-to-size pricing:
 - ◆ Design Charge.
 - ◆ 8mm/1/4" and 19mm thicknesses – 1 sq. ft. min. applies.
 - ◆ Non-edgebanded panel: Min. – 2-1/2" x 2-1/2".
Max. – 48" x 96" (vertical grain).
- Edgeband Options:
 - ◆ Matching edgeband applied to 1 to 4 edges, Design Charge per panel, regardless of number of edges receiving edgeband.
 - ◆ 19mm thickness only.
 - ◆ Edgebanded panel: Min. – 2-3/4" x 6-3/8", Max. – 48" x 96" (vertical grain).
Min. – 6-3/8" x 2-3/4", Max. – 96" x 48" (horizontal grain).
- Core materials consist of TSCA/CARB2 compliant particle board.

TTS Cut-To-Size Panels (1 sq. ft. min.)				
Intrigue	Non-Edgebanded		Edgebanded	
	1/4" Thick	19mm Thick	1/4" Thick	19mm Thick
Carbon Frozen Wood (H1292), Grey Vicenza Oak (H3158), Natural Carini Walnut (H3710), Stone Grey Frozen Wood (H1288), White Frozen Wood (H1290)			NA	
Coastal White (W1050), Fog Grey (U779)			NA	
Strata	8mm	19mm	8mm	19mm
Aspen Oak (LM67), Barn Oak (LN37), Bianco (BO11), Carbone (LM08), City Oak (LM69), Graphite (LG18), Oregon Pine (LK84), Palissandro (LK55), Swiss Almond (LM96), Vineyard Oak (LN30)			NA	
Burned (SO12), Cypress Point (SO13), Light Carbon (SO15), Nero (U129), Silver Sand (SO11)			NA	
Vogue	8mm	19mm	8mm	19mm
Fresno Glacial (16N), Nogal Slow (5AE), Roble Aurora (98V), Roble Azabache (75V), Roble Colorado (97V), Roble Denver (84V), Roble Eternity (4AE), Roble Joplin (17N), Roble Stella (74V)			NA	

Thermally Textured Surface Accessories (continued)

TTS Textured Full Sheets 8mm & 19mm for Strata and Vogue, 1/4" and 19mm for Intrigue

- Full sheet dimensions vary by thickness. See chart below for details.
- TTS board surfaces are textured both on face and back.
- **Note:** There are multiple texture combinations within the TTS offerings. In some cases, these textures differ from face to back. When boring for hinges or drilling for decorative hardware, make sure to use the correct surface for the face of all doors, drawer fronts, filler strips, etc.
- Core material consists of TSCA/CARB2 compliant particle board.
- Full sheets will not be edgebanded. If an edgebanded full sheet is desired, order as TTS Slab.

TTS Full Sheets			
Intrigue	Sheet Thickness	Sheet Size	Price per sheet
Carbon Frozen Wood (H1292), Grey Vicenza Oak (H3158), Natural Carini Walnut (H3710), Stone Grey Frozen Wood (H1288), White Frozen Wood (H1290)	1/4"	49" x 97"	
Coastal White (W1050), Fog Grey (U779)			
Carbon Frozen Wood (H1292), Grey Vicenza Oak (H3158), Natural Carini Walnut (H3710), Stone Grey Frozen Wood (H1288), White Frozen Wood (H1290)	19mm	49" x 97"	
Coastal White (W1050), Fog Grey (U779)			
Strata			
Aspen Oak (LM67), Barn Oak (LN37), Bianco (BO11), Carbone (LM08), City Oak (LM69), Graphite (LG18), Oregon Pine (LK84), Palissandro (LK55), Swiss Almond (LM96), Vineyard Oak (LN30)	8mm	49" x 97"	
Burned (SO12), Cypress Point (SO13), Light Carbon (SO15), Nero (U129), Silver Sand (SO11)			
Aspen Oak (LM67), Barn Oak (LN37), Bianco (BO11), Carbone (LM08), City Oak (LM69), Graphite (LG18), Oregon Pine (LK84), Palissandro (LK55), Swiss Almond (LM96), Vineyard Oak (LN30)	19mm	49" x 97"	
Burned (SO12), Cypress Point (SO13), Light Carbon (SO15), Nero (U129), Silver Sand (SO11)			
Vogue			
Fresno Glacial (16N), Nogal Slow (5AE), Roble Aurora (98V), Roble Azabache (75V), Roble Colorado (97V), Roble Denver (84V), Roble Eternity (4AE), Roble Joplin (17N), Roble Stella (74V)	8mm	48-1/2" x 97"	
Fresno Glacial (16N), Nogal Slow (5AE), Roble Aurora (98V), Roble Azabache (75V), Roble Colorado (97V), Roble Denver (84V), Roble Eternity (4AE), Roble Joplin (17N), Roble Stella (74V)	19mm	48-1/2" x 97"	

TTS 38mm Slabs (Strata, Vogue)

- Available in Strata and Vogue colors only. 38mm Slabs not available in Intrigue colors.
- Edgebanded on all 4 edges.
- Construction method utilizes two 19mm TTS panels sandwiched together.
- Ideal for use as built-in end panels and columns.
- Vertical grain standard. Horizontal grain option.
- Minimum size – 9" x 9".
Maximum size – Width maximum is 34-1/2" with vertical grain or 96" with horizontal grain. Length maximum is 96" with vertical grain or 34-1/2" with horizontal grain, but due to overall weight of this product, maximum square footage may not exceed 16 square feet per panel.
- Follow standard pricing methodology – (total sq. footage x Material Charge) + Design Charge.

TTS 38mm Slabs (2 sq. ft. min.)		
	Design Charge	Material Charge
Strata		
Aspen Oak (LM67), Barn Oak (LN27), Bianco (BO11), Carbone (LM08), City Oak (LM69), Graphite (LG18), Oregon Pine (LK84), Palissandro (LK55), Swiss Almond (LM96), Vineyard Oak (LN30)		
Burned (SO12), Cypress Point (SO13), Light Carbon (SO15), Nero (U129), Silver Sand (SO11)		
Vogue		
Fresno Glacial (16N), Roble Aurora (98V), Roble Azabache (75V), Roble Colorado (97V)		

Thermally Textured Surface Accessories (continued)

Lightweight TTS 38mm Slabs

- Available in most Strata and Vogue colors. Not available in Intrigue colors.
- Edgebanded on all 4 edges.
- Construction utilizes 7/8" thick, 2" wide wood internal support frame with 7/8" thick polystyrene core material sandwiched between two 8mm TTS panels.
 - ♦ Construction method allows Lightweight 38mm Slabs to be ordered up to a maximum of 23 sq. ft. per panel.
- Vertical grain standard. Horizontal grain option.
- Minimum size – 9" x 9". A 2 square foot minimum charge applies, regardless of actual size. Maximum size – Vertical grain 34-1/2" x 96", Horizontal grain 96" x 34-1/2".
 - ♦ Any panel over 48" in width or height will receive a 2" wide center stile within the internal support frame.
- Follow standard pricing methodology – (total sq. footage x Material Charge) + Design Charge.

Lightweight TTS 38mm Slabs (2 sq. ft. min.)			
Strata	Sq. Ft. Per Panel	Design Charge	Material Charge
Aspen Oak (LM67), Barn Oak (LN27), Bianco (BO11), Carbone (LM08), City Oak (LM69), Graphite (LG18), Oregon Pine (LK84), Palissandro (LK55), Swiss Almond (LM96), Vineyard Oak (LN30)	<10 sq. ft.		
	>10 sq. ft.		
Burned (SO12), Cypress Point (SO13), Light Carbon (SO15), Nero (U129), Silver Sand (SO11)	<10 sq. ft.		
	>10 sq. ft.		
Vogue			
Fresno Glacial (16N), Roble Aurora (98V), Roble Azabache (75V), Roble Colorado (97V)	<10 sq. ft.		
	>10 sq. ft.		

Touch Up Kits for TTS Surfaces

Intrigue, Strata and Vogue TTS materials are resistant to surface scratches, dents and normal wear. For care of minor surface abrasions, a Touch Up Kit has been carefully matched for each TTS color.


- Kit includes a color marker and fil-stick.
- Order kit by ID# and color from chart below.
- Many TTS products contain several colors within the overall product appearance. Depending on the location of the area being retouched, it may be necessary to blend the touch up material to achieve the desired appearance.

TTS Touch Up Kits							
ID#	Color	ID#	Color	ID#	Color	ID#	Color
Intrigue		Strata				Vogue	
H1292	Carbon Frozen Wood	BO11	Bianco	LN27	Barn Oak	16N	Fresno Glacial
H3158	Grey Vicenza Oak	LG18	Graphite	LN30	Vineyard Oak	5AE	Nogal Slow
H3710	Natural Carini Walnut	LK55	Palissandro	SO11	Silver Sand	98V	Roble Aurora
H1288	Stone Grey Frozen Wood	LK84	Oregon Pine	SO12	Burned	75V	Roble Azabache
H1290	White Frozen Wood	LM08	Carbone	SO13	Cypress Point	97V	Roble Colorado
U779	Fog Grey	LM67	Aspen Oak	SO15	Light Carbon	84V	Roble Denver
W1050	Coastal White	LM69	City Oak	U129	Nero	4AE	Roble Eternity
		LM96	Swiss Almond			17N	Roble Joplin
						74V	Roble Stella

Please refer to pricing through Con-Nex, our online ordering program

Synchronicity High Gloss Doors & Drawer Fronts

Conestoga's edgebanded High Gloss program incorporates two dynamic gloss materials to provide variety in both color selection and price levels. These ultra contemporary doors and drawer fronts offer spectacular sheen levels along with depth and clarity. The high gloss offering also provides a high degree of durability, with resistance to impacts, heat, household chemicals and UV discoloration.



Mera Slab



Min: 2-3/4" x 6-3/8" Max:
47-1/2" x 96"



Multa Slab



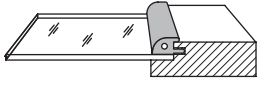
Min: 2-3/4" x 6-3/8"
(vertical grain)
Max: 47-1/2" x 96"
(vertical grain)
Min: 6-3/8" x 2-3/4"
(horizontal grain)
Max: 96" x 47-1/2"
(horizontal grain)
Vertical grain standard on
door and drawer front.

High Gloss Material Charges (1.5 sq. ft. min.)	
Mera (PET)	
Multa (UV Lacquer) Standard Films	
Multa (UV Lacquer) Premium Films	

All Synchronicity High Gloss products utilize TSCA/CARB2 compliant composite cores with a high gloss film applied to the face and matching melamine applied to the back.

Offering And Availability


All Conestoga products are available in a wide variety of specifications to satisfy your custom needs. The information below indicates any exceptions or limitations pertaining to the designs on the previous page. For a detailed listing of a particular product specification, refer to the page indicated.

Material and Color Selections	
	See Color Availability and Pricing Chart on previous page.
Edge Profiles	
	All designs – design specific, no options available. Mera and Multa – 1mm ABS matching color edgeband.
Options	
pgs 5.68, 7.11-7.15	All designs – concealed hinge boring, Soss hinge boring and sample ID label. Vertical grain direction is standard on all patterned foils on Multa doors and drawer fronts, horizontal grain available. Sequential Grain Matching available with Multa patterned foils only, see following page for program details and pricing. Sequential Grain Match Order Form located in the Order Forms Section of this manual.
Mullions/Frame Only	
	<p>Mullion doors not available. Frame only – all available in all High Gloss colors, Stile and Rail construction Design Charge. Standard framing is 3", no options. Frame only doors are built using a 5-Piece door construction method. Medium grey retainer moulding included (upcharge applies). Retainer moulding conceals all visible substrate, eliminating the need to paint or mask these areas.</p> <p>Note: Frame only door pricing is calculated using the Design Charge plus the actual square footage multiplied by the material square foot charge. In addition, the following upcharge must be applied for retainer moulding:</p> <p>1.0 to 4.0 sq. ft. 4.01 to 7.0 sq. ft. 7.01 sq. ft. or larger</p> <div style="text-align: right;">  <p>Retainer Moulding</p> </div>
Accessories	
pgs 5.69-5.72	Veneers, Edgeband Rolls, Cut-To-Size Panels, Full Sheets, Peel Coat Eraser, Heat Shield.

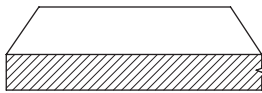
Colors/Foil Classification								
	Antracita 611	Basalto 638	Black 610	Blanco 619	Bronce 662	Cashmere 655	Cobalto 663	Cuzco Oro 633
Mera								
Multa	Premium	Premium	Premium	Standard	Premium	Premium	Premium	Premium
	Grey Skies 421	Gris Metallic 625	Guayana 617	Lily White 547	Olivo 618	Olmo 634	Pale Grey 650	Platino 660
Mera	Standard			Standard				
Multa		Premium	Premium		Premium	Premium	Premium	Premium
	Polar 240	Roble Frapé 627	Textil Grafito 639	Textil Plata 630	Titanio 661			
Mera	Standard							
Multa		Premium	Premium	Premium	Premium			

Synchronicity Super Matte Doors & Drawer Fronts

Conestoga's edgedbanded Synchronicity Super Matte Program offers several popular color selections that can provide a contemporary look regardless of installation location. These 5° sheen matte doors and drawer fronts incorporate fingerprint resistance along with a high degree of durability. The Super Matte offering also provides resistance to many household chemicals, scratches, abrasions and effects of UV lighting.



Super Matte Slab



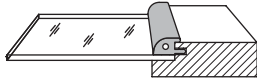
Min: 2-3/4" x 6-3/8" Max:
47-1/2" x 96"

Super Matte Material Charges (1.5 sq. ft. min.)	
Anthracite	
Black	
Calm Sea	
Eucalyptus	
Light Grey	
Midnight Sun	
North Wind	
Sunflower	
White	

All Synchronicity Super Matte products utilize TSCA/CARB2 compliant composite core materials with a matte film applied to the face and a matte laminate applied to the back.

Offering And Availability

All Conestoga products are available in a wide variety of specifications to satisfy your custom needs. The information below indicates any exceptions or limitations pertaining to the designs on the previous page. For a detailed listing of a particular product specification, refer to the page indicated.

Material and Color Selections	
	See Color Availability and Pricing Chart on previous page.
Edge Profiles	
	Super Matte Slab - design specific, no options available. Banded with 1mm ABS matching color edgeband.
Options	
pgs 7.11-7.15	All designs – Aluminum hand pulls, concealed hinge boring, Soss hinge boring and sample ID label.
Mullions/Frame Only	
	<p>Mullion doors not available. Frame only – available in all Super Matte colors, Stile and Rail construction - Design Charge. Frame only doors and built using a 5-Piece door construction method. Standard framing is 3", no options. Medium grey retainer moulding included (upcharge applies). Retainer moulding conceals all visible substrate, eliminating the need to paint or mask these areas.</p> <p>Note: Frame only door pricing is calculated using the Design Charge plus the actual square footage multiplied by the material square foot charge. In addition, the following upcharge must be applied for retainer moulding:</p> <ul style="list-style-type: none"> 1.0 to 4.0 sq. ft. 4.01 to 7.0 sq. ft. 7.01 sq. ft. or larger
	 <p>Retainer Moulding</p>
Accessories	
pgs 5.69-5.72	Veneers, Edgeband rolls, Mouldings, Cut-to-Size Panels, Full Sheets, Touch Up Kits.

Synchronicity High Gloss Doors & Drawer Fronts

Sequential Grain Matching

- Sequential Grain Matching is available with Synchronicity High Gloss woodgrain and patterned UV Lacquer foil edgebanded Slab doors and drawer fronts. Eligible foils include: Bronze 662, Cobalto 663, Cuzco Oro 633, Gris Metallic 625, Guayana 617, Olmo 634, Olivo 618, Platino 660, Roble Frapé 627 and Titanio 661.
- Vertical or horizontal grain orientation is available and must be specified.
- Grain matching will flow through all of the associated doors and drawer fronts on individual cabinets. A maximum of 6 pieces is permitted within a sequenced grouping.
- Grain patterns will not flow continuously from cabinet to cabinet.
- Because of the width of the tooling used to cut high gloss blanks, 1/8" is consumed between each sequentially matched component.
- Each door and drawer front will be identified to designate its sequence within a cabinet. Doors and drawer fronts will be labeled on the face in the lower right corner with a numeric/alpha code combination to represent the item number and all of the related pieces to that specific item. Example: 1A, 1B, etc.
- Doors and drawer fronts requiring the Sequential Grain Match Option are priced using the Material Charge shown in the chart below.
- Maximum cabinet sizes cannot exceed 46" across the grain, or 94" with the grain.
- Additional information regarding the Sequential Grain Match Option, including configuration templates are available on the Customer Business Portal or as a PDF file. Contact your Conestoga Sales Representative or Customer Service.
- In the event that a replacement part is needed, the entire template (series of doors and drawer fronts) will need to be reordered to ensure a consistent grain match.


Synchronicity High Gloss Design Charge (Per Door/Drawer Front)	
Multa	

Synchronicity High Gloss Material Charge (1 sq. ft. min.)	
Multa (UV Lacquer) Premium Films	

Ordering Instructions

- To achieve Sequential Grain Matching, all corresponding doors and drawer fronts will be cut from an oversized blank.
- Doors and drawer fronts requiring Sequential Grain Matching must be ordered using Conestoga's Sequential Grain Matching (SGM) Templates and Order Form #2 to identify the specific cabinet configuration, position and sequence of the individual pieces within a cabinet. Templates for cabinet configurations range from 2 pieces to 6 pieces.
- Select the appropriate SGM template number that matches your cabinet configuration. Indicate the grain direction of your doors and drawer fronts (vertical or horizontal).
- Following the alpha sequence of the template, enter your doors and drawer fronts in positions A, B, C etc., width x height.
- Indicate whether each piece is being used as a door or a drawer front.
- Specify concealed hinge boring and grain direction, as well as any special instructions in the notes section.

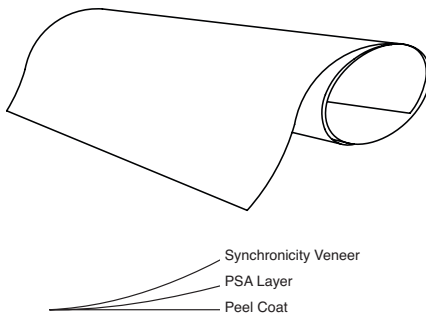
Synchronicity Accessories



Synchronicity Edgeband

- Available in all Synchronicity High Gloss and Super Matte colors in full rolls or 125' increments.
- 1mm thick ABS High Gloss banding can be applied with PUR or EVA adhesives.
- Edgeband width is 23mm.
- Full rolls of Synchronicity edgeband vary in length. See chart below for details.

Synchronicity Edgeband Rolls		
High Gloss	Roll Length	Price
PET - Grey Skies 421, Lily White 547, Polar 240	125'	
	300'	
UV Lacquer – Antracita 611, Basalto 638, Black 610, Blanco 619, Bronce 662, Cashmere 655, Cobalto 663, Cuzco Oro 633, Gris Metallic 625, Guayana 617, Olivo 618, Olmo 634, Pale Grey 650, Platino 660, Roble Frapé 627, Textil Grafito 639, Textil Plata 630, Titanio 661	125'	
	300'	
Super Matte		
Anthracite, Black, Light Grey, White	125'	
	300'	
Calm Sea, Eucalyptus, Midnight Sun, North Wind, Sunflower	125'	
	300'	



Synchronicity Veneers

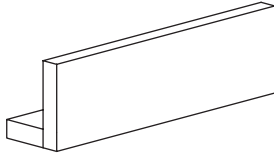
- Available in select High Gloss and all Super Matte colors.
 - One end and one side are guaranteed to be free from physical damage.
 - Per manufacturer's recommendations, veneers should be unrolled, placed flat and allowed to acclimate 48 hours prior to application
 - High Gloss UV Lacquer and Super Matte phenolic-backed veneers are available with PSA (Pressure Sensitive Adhesive) backer option – upcharge and additional lead-time applies.
 - High Gloss PET foil veneers are only available with PSA backer option.
- PSA layer is a .1mm thick 3M clear pressure transfer adhesive membrane.
 - PSA layer will be applied within 1/4" from one long edge the entire length of the veneer sheet.
 - Adhesive width on veneer back is 48", regardless of veneer width.
 - Proper surface conditions and preparation is essential to successful application and performance of veneered surfaces.
 - PSA veneers should not be applied to bare solid wood or surfaces covered with sanding sealers, high pressure laminates, melamine or other plastic materials.
 - Conestoga is not liable for product failure due to improper surface preparation or installation technique.

Synchronicity Veneers						
High Gloss	Sheet Size	Thickness w/no PSA	Thickness w/PSA	Lead-time w/no PSA	Lead-time w/PSA	PSA Upcharge
PET: Grey Skies 421, Lily White 547, Polar 240	50" x 97"	NA	.8mm	NA	7 days	NA
UV Lacquer: Anthracite 611, Basalto 638, Black 610, Blanco 619, Cashmere 655, Pale Grey 650 (Available August 2024)	47-1/4" x 96"	.7mm	.8mm	3 days	7 days	
Super Matte						
Anthracite, Black, Light Grey, White	48" x 120"	.8mm	.9mm	3 days	7 days	
Calm Sea, Eucalyptus, Midnight Sun, North Wind, Sunflower	52" x 108"	.8mm	.9mm	3 days	7 days	

*Add PSA application charge to the veneer sheet cost.

Synchronicity Accessories

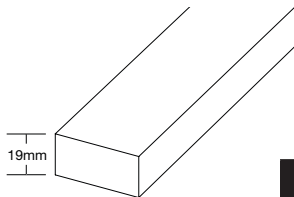
Synchronicity L-Moulding



- Accent or trim moulding can be used as fascia or under cabinets as a Light Rail.
- Face width can be customized in 1/16" increments from 2-3/4" to 8". Mounting plate is 2-3/4" wide - not customizable.
- Moulding Cut-Down Option available.
- Matching color edgebanding is standard. All edges are banded including ends.

Synchronicity L-Moulding (per 96" length)		
Color	Face Width 2-3/4" to 4"	Face Width 4-1/16" to 8"
Super Matte		
Mera (PET) Standard		
Multa Standard		
Multa Premium		

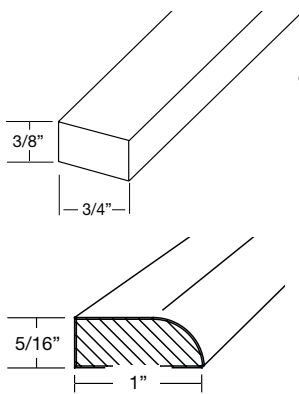
Synchronicity Narrow Overlay Filler



- Narrow Overlay Filler (19mm thick) can be applied to installation fillers for full overlay trim applications.
- Filler width can be customized in 1/16" increments from 1-1/2" to 2-11/16" in width and lengths from 12" to 96".
- All edges are banded with matching edgeband - no option.
- Sold in pairs - no option.

Synchronicity Narrow Overlay Filler (1.5 sq. ft. min.)		
Color	Design Charge (per pair)	Material Charge
Super Matte		
Mera (PET) Standard		
Multa Standard		
Multa Premium		

Synchronicity Scribe Moulding

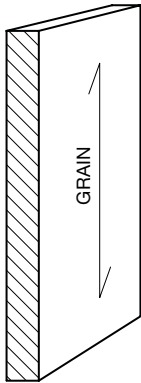


*Anthracite Matte, Black Matte, Light Grey Matte, White Matte.

- All colors available in 96" length.
- Moulding Cut-Down Option available on all colors.
- Anthracite Matte, Black Matte, Light Grey Matte, White Matte.
 - ◆ Scribe is 5/16" thick x 1" wide.
 - ◆ Scribe moulding is wrapped, not edgebanded.
 - ◆ Sold individually.
- All High Gloss and select Super Matte colors: Calm Sea, Eucalyptus, Midnight Sun, North Wind, Sunflower.
 - ◆ Scribe moulding is 3/8" thick x 3/4" wide x 96" long.
 - ◆ Scribe is manufactured utilizing 19mm edgebanded panels edgebanded on the face and both short edges of the moulding, while the two 3/8" thick long edges are the matching melamine board surface. The back of the moulding is uncoated for installation.
 - ◆ Scribe Mouldings are shipped with an additional support piece to provide reinforced stability throughout the delivery process.
 - ◆ Sold in pairs - no option.

Synchronicity Scribe Moulding	
Color	Price per Piece
PET - Grey Skies 421, Lily White 547, Polar 240	
UV Lacquer - Anthracita 611, Black 610, Blanco 619, Cashmere 655, Pale Grey 650	
UV Lacquer - Basalto 638, Bronce 662, Cobalto 663, Cuzco Oro 633, Gris Metallic 625, Guayana 617, Olivo 618, Olmo 634, Platino 660, Roble Frapé 627, Textil Grafito 639, Textil Plata 630, Titanio 661	
Super Matte	
Anthracite, Black, Light Grey, White	
Calm Sea, Eucalyptus, Midnight Sun, North Wind, Sunflower	

Synchronicity Accessories (continued)



Cut-to-Size Synchronicity Panels

- It is assumed that all Synchronicity High Gloss and Super Matte Cut-to-Size Panels, regardless of size, will be mounted onto or against another surface leaving the melamine backer hidden after installation. Therefore, Conestoga's specifications allow scuffs, scratches, drag marks, small indentations and slight color variations on panel backs, which will not be considered defective. Cut-to-Size Panel faces and edges, whether banded or non-banded will be produced to the same high quality standards as our doors and drawer fronts. Should a clear panel back be required for a specific application, order as a door.
- Cut-to-Size pricing:
 - ♦ Design Charge.
 - ♦ Non-edgebanded panel: Min. – 2-1/2" x 2-1/2".
Max. – 48" x 96" (vertical grain).
- Edgeband Options:
 - ♦ Design Charge, regardless of number of edges receiving edgeband.
 - ♦ ABS edgeband applied to 1 to 4 edges.
 - ♦ Edgebanded panel: Min. – 2-3/4" x 6-3/8", Max. – 47-1/2" x 96" (vertical grain).

Synchronicity Cut-to-Size Panels (1.5 sq. ft. min.)			
Material	Thickness	Non-Edgebanded (per sq. ft.)	Edgebanded (per sq. ft.)
High Gloss			
Mera Standard	19mm		
Multa Standard	18mm		
Multa Premium	18mm		
Super Matte			
Anthracite, Black, Calm Sea, Eucalyptus, Light Grey, Midnight Sun, North Wind, Sunflower, White	19mm		

Synchronicity High Gloss and Super Matte Full Sheets

- Full sheets dimensions vary. See chart below for details.
- Face of all sheet stock consists of Synchronicity High Gloss and Super Matte film with protective peel coat. Back of all sheet stock consists of a matte laminate.
- The substrate of all Synchronicity materials consists of TSCA/CARB2 compliant composite material.
- Full sheets of Synchronicity High Gloss and Super Matte material will not be edgebanded. If a full sheet requires edgeband order as a Mera, Multa or Super Matte Slab door.

Synchronicity Full Sheets				
Material	Color	Sheet Thickness	Sheet Size	Price per sheet
High Gloss				
Mera (PET) Standard	Polar 240, Grey Skies 421, Lily White 547	19mm	48" x 108"	
Multa (UV Lacquer) Standard	Blanco 619	18mm	48" x 108"	
Multa (UV Lacquer) Premium	Anthracita 611, Basalto 638, Black 610, Bronce 662, Cashmere 655, Cobalto 663, Cuzco Oro 633, Gris Metallic 625, Guayana 617, Olivo 618, Olmo 634, Pale Grey 650, Platino 660, Roble Frapé 627, Textil Grafito 639, Textil Plata 630, Titanio 661	18mm	48" x 108"	
Super Matte	Anthracite, Black, Light Grey, White	19mm	48" x 110"	
	Calm Sea, Eucalyptus, Midnight Sun, North Wind, Sunflower	19mm	49" x 108"	

Synchronicity Accessories (continued)

Heat Shield



- 1-1/2" x 30" epoxy coated finish.
- 22 gauge aluminum, pre-drilled for easy installation.
- Designed to be mounted on cabinet sides next to heat generating appliances such as ovens and protects edges of doors from heat during oven cleaning.
- Should be installed flush with face of door.
- To order, use part #2602591A for Flat Black or part #2602592A for Flat White.

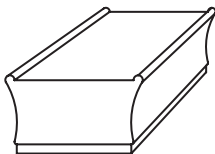
Synchronicity Super Matte Touch Up Kits

Synchronicity Super Matte material is resistant to surface scratches, dents and normal wear. For care of minor surface abrasions, a Touch Up Kit has been carefully matched for each Super Matte color.

- Kit includes a color marker and fil-stick.
- Order kit by color from chart below.

Synchronicity Super Matte Touch Up Kit	
Color	
Anthracite	Calm Sea
Black	Eucalyptus
Light Grey	Sunflower
White	Midnight Sun
	North Wind

High Gloss Peel Coat Eraser



- 3-7/8" x 1-5/8" x 1-5/8".
- Wooden handle with specialized rubber base that helps grip protective peel coat.
- Used to ease removal of the protective peel coat from the face and edges of high gloss products after cabinet installation is complete, but prior to installation of decorative hardware.
- To order, use part #2602540A.

Please refer to pricing through Con-Nex,
our online ordering program